

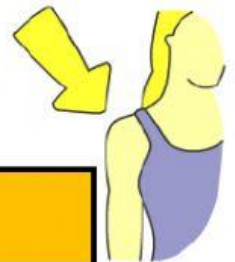

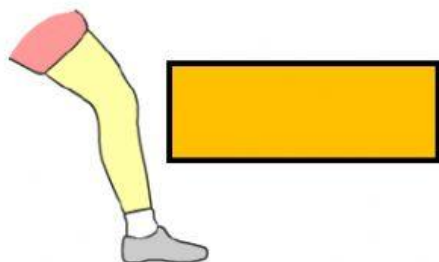

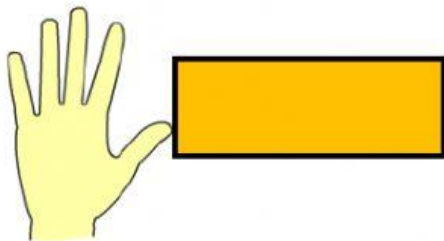



turma:

STUDENT:

(PARTES DO CORPO) – REVISÃO

COMBINE AS PARTES DO CORPO COM AS IMAGENS :
BASTA ARRASTAR A PLAVRA PARA A IMAGEM



1-EARS

2-EYES

3-FINGER

4-HAIR

5-HAND

6-HEAD

7-KNEE

8-LEG

9-NOSE

10-SHOULDERS

11-TEETH

12-FOOT

VERBO EXISTIR E ANIMAIS

MARQUE YES OU NO DE ACORDO COM CADA DESENHO NA IMAGEM



There are three lions. **YES!** **NO!**

There are five tigers. **YES!** **NO!**

There are eleven zebras. **YES!** **NO!**

There is a monkey. **YES!** **NO!**

There are seven crocodiles. **YES!** **NO!**

There are four giraffes. **YES!** **NO!**

There's a snake. **YES!** **NO!**

There are six elephants. **YES!** **NO!**

3) Coloque cada uma das frases em português e depois marque Verdadeiro ou Falso de acordo com a imagem:



a) There is one chair in the picture.

b) There are two video games in the picture.

c) There is one book on the table.

d) There is one notebook under the chair.

e) There are three rulers in the picture.

f) There is one schoolbag in the picture.

VOCABULÁRIO:

Book: livro

Chair: cadeira

In the: na

Notebook: caderno

On the: na

Picture: figura

Ruler: régua

Schoolbag: mochila

Three: 3

Two: 2

Under the: embaixo da

3) Combine as palavras em inglês com as palavras em português : basta arrastar



Good morning!



Hello!

Good night!



Good evening!



Nice to meet you!



Good bye!

ADEUS

BOA NOITE (CHEGADA)

BOM DIA

PRAZER EM TE CONHECER

BOA NOITE (SAÍDA)

OLÁ

4) Combine as palavras em inglês com as palavras em português : basta arrastar

Bye!

Hi !

My name is Scooby-Doo

I am fine

Hello!

How are you?

What's your name

Goodbye!

