

Name: _____

Date: _____

Subject: Science and Technology







Unit: Using the weather chart to understand weather condition

Grade: Three

Carefully read and answer all questions.

1. Weather is _____

2. Match the weather symbol to its name.

	<input type="text" value="Stormy"/>
	<input type="text" value="Rainy"/>
	<input type="text" value="Sunny"/>
	<input type="text" value="Snowy"/>
	<input type="text" value="Cloudy"/>
	<input type="text" value="Windy"/>

3. What type of weather is shown in each picture.



