

















1 Look at the chart to know the weight and answer the additions.

 100g	 100g	 50g	 50g	 200g	 200g	 10g	 200g
---	---	--	--	---	--	--	---

Start 	1  = ___ g	2 Go forward 	3  = ___ g
7 Miss a turn 	6  = ___ g	5  = ___ g	4  = ___ g
8  = ___ g	9  = ___ g	10  = ___ g	11  = ___ g
Finish 	14  = ___ g	13 Go back 	12  = ___ g