Questions

1. Does the mapping diagram represent a function? Explain.

A

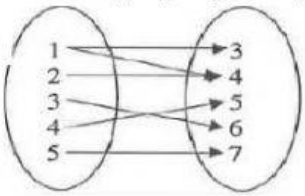

B

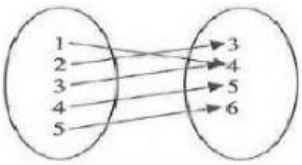

2. Is the relation a function? Explain.

A

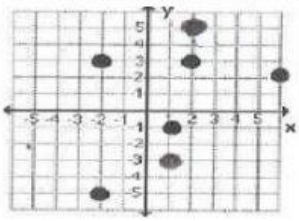

B

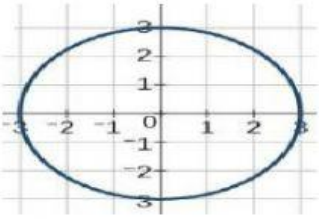

C



3. Identify whether the following are function or not?
   a. { (-2, 2), (0,5), (1,6), (1,7), (3,2) }
   b. { (0,1), (2,-1), (3,2), (4,2), (5,3), (-5,1) }
   c. { (0,-5), (1,3), (2,2),(0,4), (-5,6), (3,4) }

4. Which of the following table of value represent function?

A

x	y
-2	4
2	5
-1	6
1	7
0	8
3	9

B

x	y
-3	4
-5	5
-7	6
-9	7
-7	8
-11	9

LIVEWORKSHEETS

5. Suppose you made a table of values. The input values are the names of the students in your class and the output values are their ages. Would the table represent a function? Justify your decision.

Student's name	Student's age

6. Suppose you made a table that showed number of siblings as the input and the names of students in the class with that many siblings as the output. Would the table represent a function? Justify your decision.

Number of siblings	Name(s) of student(s) with each number of siblings

7. a. Create a table of values to represent the function $f(x) = 4x - 3$ for at least four values of x.
   b. Explain why the table suggests that this is a function.
   c. How can you be sure it is a function?

8. a. Create a table of values and draw the graph of $f(x) = x^2 - 1$.
   b. How do you know the graph represents a function?

LIVEWORKSHEETS