


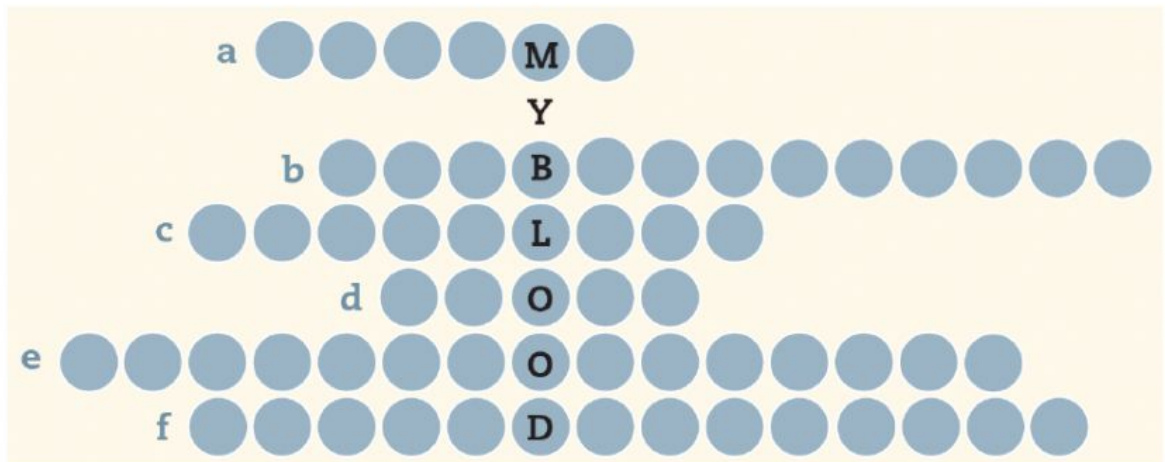


1. Drag and drop the pictures into the correct place and write its name.

Types of Blood Vessels and Their Functions		<p>These blood vessels allow substances to move through the blood and toward tissues. Their walls are thin, and they are located between the arteries and the veins.</p> <p>-----</p>
		<p>These blood vessels transport blood from the tissues to the heart. Their walls are thinner than in arteries because the blood flows with less pressure.</p> <p>-----</p> <p>moves in a steady, smooth way</p>
		<p>These blood vessels transport blood from the heart to the tissues. Their walls are thicker than in veins because the pressure is higher.</p> <p>-----</p>



2. Write the words that corresponds to the definitions.



- a. The liquid part of blood.
- b. Blood cells that transport oxygen.
- c. The formed elements that cause coagulation.
- d. The plugs that block blood vessels when they break.
- e. Cells that defend against illness.
- f. The group of cells composed of red blood cells, white blood cells and platelets.

3. Complete the table with the correct definition or concept.

Transports nutrients, oxygen and waste.	
	veins
Transports blood from the heart to the tissues.	
	heart