






Here is a tally chart of the eye colors of people in the class:

Eye Colour	Number
Brown	
Blue	
Green	
Grey	
Hazel	

Questions

1. How many children have green eyes? _____
2. How many children have hazel eyes? _____
3. What is the least common eye colour? _____
4. What is the most common eye colour? _____
5. What is the difference between the most and least common eye colour? _____
6. How many more people have blue eyes than grey? _____

Answer the questions using the frequency table:

Methods of Travelling	Number of Children
Walking	9
Car	1
Bus	5
Cycle	3
Train	8
Taxi	4



How many children travel by car and taxi?	
How many children travel by train and bus?	
How many more children travel by walking than by cycling?	

Answer the questions using the tally charts

Treats	Tally marks
Ice cream	
donuts	
candies	
cupcakes	
cake	

How many children prefer candies and cake?	
How many children prefer donuts and ice cream?	
How many more children prefer cupcakes than candies?	
What is the most liked treat?	

The minute hands are missing. Choose the best estimate for the minutes:

	
15 minutes 30 minutes 45 minutes	15 minutes 30 minutes 45 minutes

Write the times in digital form:

Half past six	:	Forty-three minutes past two	:
Four o'clock	:	Quarter past ten	:

Write these times using letters and numbers:

8.45 is the same as quarter to..	
A quarter past nine can be written as..	
A quarter to five can be written as..	
Seventeen minutes past one can be written as...	