

WORKSHEET





Class: V

Name : _____

Subject: Maths

Topic: Smart chart

Tally Marks

One = | Two =  Three =  Four =  Five = 

Drag and Drop the number of children by seeing, the tally marks which shows the different fruits children like:

28

14

30

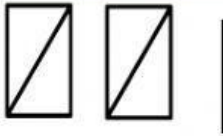


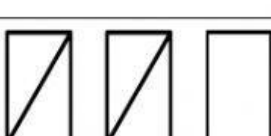
11

22

15

27

24

Fruits	Tally Marks	Number of children
apple		
mango		
watermelon		
lychee		
cherry	