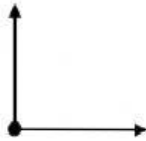


ESTIMATION OF ANGLES (ADVANCED WORK)

1.
a. 180°
b. 10°
c. 90°
d. 35°



2.
a. 90°
b. 180°
c. 100°
d. 45°



3.
a. 30°
b. 65°
c. 180°
d. 90°



4.
a. 80°
b. 45°
c. 120°
d. 5°



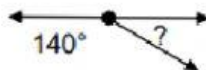
5.
a. 100°
b. 5°
c. 45°
d. 80°



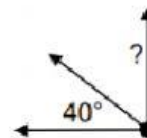
6.
a. 180°
b. 110°
c. 90°
d. 135°



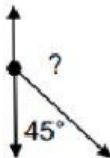
7.
a. 25°
b. 90°
c. 40°
d. 15°



8.
a. 50°
b. 90°
c. 5°
d. 180°



9.
a. 120°
b. 135°
c. 20°
d. 95°



10.
a. 25°
b. 120°
c. 65°
d. 30°

