






















GETTING FACTS FROM A PICTURE GRAPH.

You can get facts from a graph. A picture graph uses pictures to tell how many.



Book Reports Given	
Charlotte	 
Gayle	    
Stephen	   
Jamie	
Javier	      

 = 2 book reports

Count the pictures across by twos to find the number of book reports given by each student.

Answer the questions below.

1. How many book reports has Charlotte given? _____
2. Who has given the most book reports? _____
3. Who has given 8 book reports? _____
4. Who has given the fewest book reports? _____
5. Who has given 10 book reports? _____
6. Who has given fewer book reports, Gayle or Stephen? _____