








EXERCISE 8

Look at the pictures. Then read the instructions about making an Arabian cauliflower recipe. Put the sentences in the correct order.

1. 	2. 	3. 
4. 	5. 	6. 
7. 		

Next, take the cauliflower and place it in boiling water.

First, take a large cauliflower and cut the leaves off so that you only have the white part.

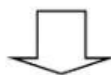
Add the mixture of paste, garlic and lemon juice to the cauliflower.

Next, add the garlic and some lemon juice to a special paste called tahini.

Mix the paste, the lemon juice and the garlic together.

Finally, cover the dish and put it in the fridge until you are ready to eat it.

While the cauliflower is boiling, chop some garlic.



1.

2.

3.

4.

5.

6.

7.