



## LEMBAR KERJA PESERTA DIDIK 1

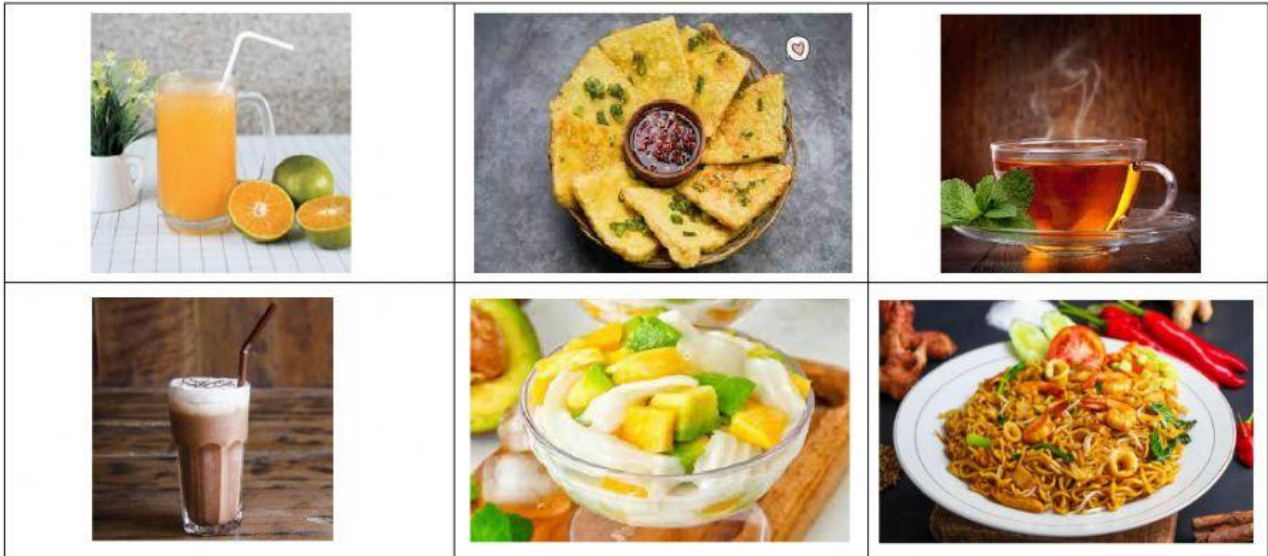
Text A	Text B
<p style="text-align: center;"><b>How To Make Omelette</b></p>  <p>Ingredients:</p> <ul style="list-style-type: none"> <li>✓ eggs</li> <li>✓ shredded cheese</li> <li>✓ ½ tablespoon butter</li> </ul> <p>Steps:</p> <ul style="list-style-type: none"> <li>✓ Crack 2 eggs and whisk together until thoroughly blended.</li> <li>✓ Pre-heat a nonstick skillet over medium heat.</li> <li>✓ Add butter, once melted, add the egg mixture and cook for 5 minutes.</li> <li>✓ Continue shaping the omelette with your spatula.</li> <li>✓ Add the cheese, then fold gently the empty half over.</li> </ul>	<p style="text-align: center;"><b>How To Operate TV</b></p>  <p>Instructions:</p> <ol style="list-style-type: none"> <li>1. Plug the cable television into electricity.</li> <li>2. After that, press the power button to turn on the television.</li> <li>3. Wait until the television show the picture.</li> <li>4. Choose the channel that you want to watch use the button or the remote.</li> <li>5. Set the volume use the remote or button volume.</li> <li>6. Last, if you want to turn off the television you can use the power button.</li> </ol>

Based on the texts, fill the table below:

The Contents	Text A	Text B
The purpose		
The materials needed		
The steps/ instructions		
Imperative sentences		
Connective of sequence		
Action verbs		

## LEMBAR KERJA PESERTA DIDIK 2

Choose one picture below, then prepare the ingredients and the steps how to make it!



Title: .....

<p><b>Goals:</b></p>	<p><b>Ingredients:</b></p>
<p><b>Steps:</b></p>	