

Date: .....



# School objects

## 1) Match the pictures with the words

(Uní las palabras con las oraciones)

Those are

That is

This is


Those are

These are

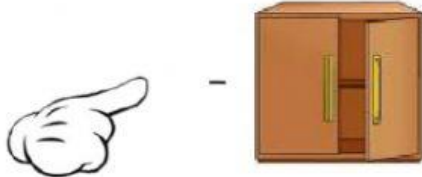
~~This is~~



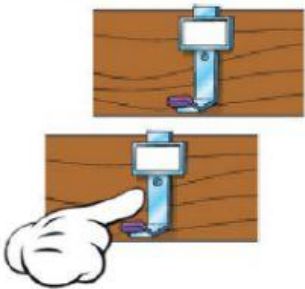
\_\_\_\_\_ This is \_\_\_\_\_ a poster




\_\_\_\_\_ drawers




\_\_\_\_\_ a cupboard



\_\_\_\_\_ pegs




\_\_\_\_\_ classroom



\_\_\_\_\_ tables

## 2) Join the sentences with the pictures

(Uní las oraciones con las palabras poniéndole los números)



You have to write your name in that board.

4

Use this CD player to listen to the song.

I love those pictures above the board.

This computer doesn't work. It is broken.

That is a poster of a World Map.

Students use these tables to work.

The teacher has books in that cupboard.

These pencil cases are full of lost pencils.