

# LESSON #3: Singular & Plural Noun

DIRECTIONS: Click and drag each noun to its appropriate column.




Singular Noun

Plural Noun



DIRECTIONS: Identify the plural form of the nouns.

**RULE #1** For most nouns, add -s to form the plural




5.



6.

**RULE #2** To make nouns that end in x, s, ss, sh or ch plural, add es.




7.



8.

**RULE #3** We form the plural of nouns ending in y by adding s to the word if the letter before y is a vowel.



9.



10.

**RULE #4** We form the plural of nouns ending in y by changing y into i and adding es if the letter before y is a consonant.



11.



12.