# PHRASES TO GIVE DIRECTIONS

**Look at the images and choose the correct answer, using PHRASES TO GIVE DIRECTIONS:**

**Turn left**

**Turn go**

**Turn right**

**Turn ring**

**Go straight on/ahead**

**Work straight on/ahead**

**Go across the street**

**Go across the train**

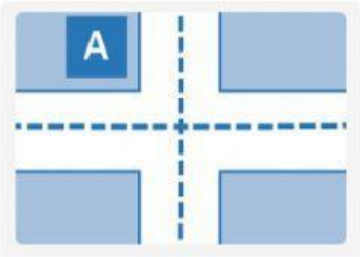


**On the corner**

**On the street**

**Go as far as**

**Give as for as**

**Go past the**

**Go past time**

**Go along the street**

**Go along the car**

**Go up the street**

**Go down the street**

*Teacher: Msc. Osvaldo Japón*

LIVEWORKSHEETS

# Driving School "PRACTICAR"

Cuenca – Ecuador

Go down the street

Go up the street

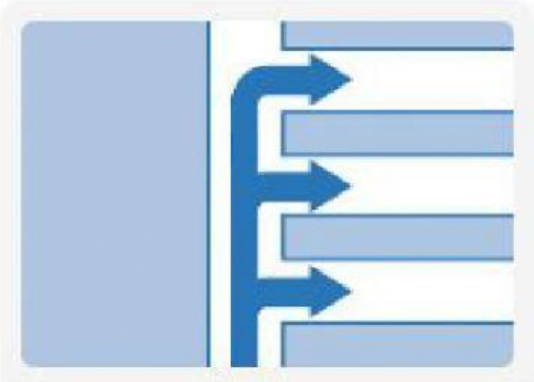

Take the 1st/2nd/3rd turning on the right

Take the 1st/2nd/3rd turning on the left

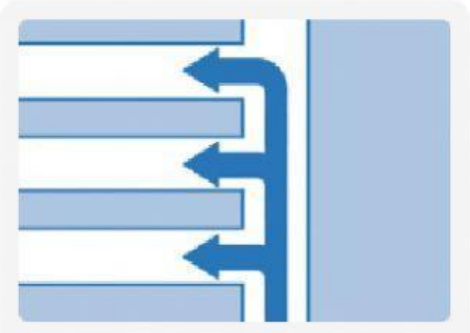

Take the 1st/2nd/3rd turning on the left

Take the 1st/2nd/3rd turning on the right

ACROSS

STOP

TURN AROUND

GO UP

GO UP

GO DOWN

GO DOWN

GO UP

*Teacher: Msc. Osvaldo Japón*

LIVEWORKSHEETS

# Driving School "PRACTICAR"

Cuenca – Ecuador



**TRAFFIC LIGHT**

**TRAFFIC CARS**

**GO BACK**

**GO AHEAD**

---

## Look at the images and choose the correct MEANING.

**Turn left**

***Gire a la izquierda***

***Gire a la derecha***

**Turn right**

***gire a la derecha***

***gire a la izquierda***

**Go straight on/ahead**

***vaya recto***

***baje***

**Go across the street**

***Cruce la calle***

***Cruce el puente***

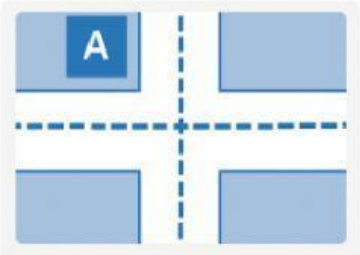


**On the corner**

***en la esquina***

***en la calle***

**Go as far as**

***vaya hasta***

***vaya recto***

*Teacher: Msc. Osvaldo Japón*

LIVEWORKSHEETS

# Driving School "PRACTICAR"

Cuenca – Ecuador

**Go past the**

**Pase por delante de**

**Pase por detrás de**

**Go along the street**

**vaya por ésta calle**

**vaya por ésta vereda**

**Go up the street**

**suba por ésta calle**

**baje por ésta calle**

**Go down the street**

**Baje por ésta calle**

**Suba por ésta calle**

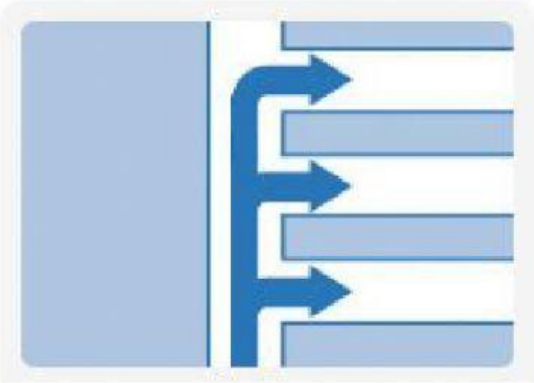

**Take the 1 st/2 nd/3 rd turning on the right**

**tome la 1ª/2ª/3ª calle a la derecha**

**tome la 1ª/2ª/3ª calle a la izquierda**

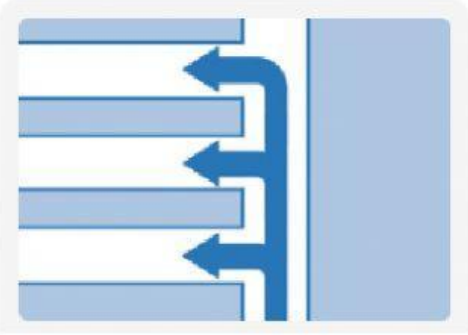

**Take the 1 st/2 nd/3 rd turning on the left**

**Tome la 1ª/2ª/3ª calle a la izquierda**

**Tome la 1ª/2ª/3ª calle a la derecha**

**ACROSS**

**cruce**

**detenerse**

*Teacher: Msc. Osvaldo Japón*

LIVEWORKSHEETS

# Driving School "PRACTICAR"

Cuenca – Ecuador



**TURN AROUND**

**Gire**

**Retrocede**

**GO UP**

**subir**

**baje**

**GO DOWN**

**baje**

**subir**



**TRAFFIC LIGHT**

**Semáforo**

**Trafico de carros**

**GO BACK**

**regrese**

**vaya recto**

*Teacher: Msc. Osvaldo Japón*

LIVEWORKSHEETS