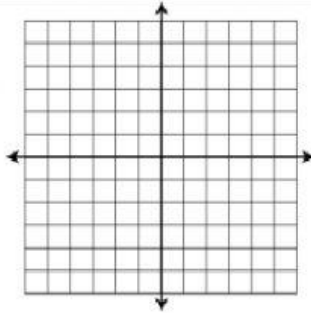


A.1D I can show relationships in different forms including a table, graph, and equation.

Use the given function to complete the table. Then, graph.

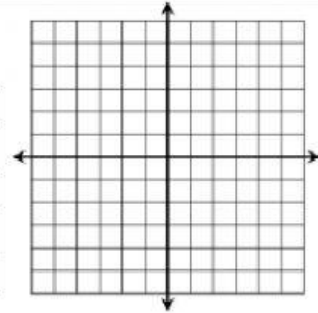
1. $y = -4x + 3$

x	y
0	
1	
2	
3	



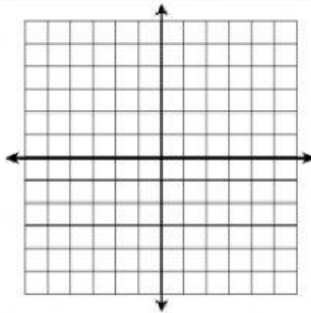
2. $y = \frac{2}{3}x - 1$

x	y
-6	
-3	
0	
3	



3. $y = 2x$

x	y
-1	
0	
1	
2	



4. $y = 5 - \frac{1}{2}x$

x	y
-2	
0	
2	
4	

