# Maths Revision: Unit 1

1. Complete the number grid by adding 1 or 10 more.

| | | | | | | | | | |
|---|---|---|---|---|---|---|---|---|---|
| 450 | 451 | | 453 | | 455 | | | 458 | |
| | 461 | | | 464 | | | 467 | | |

2. Count in 10s and fill in the missing numbers.

| |
|---|
| 218 |
| |
| 238 |
| |
| |
| |

3. Write the number.

| | | |
|---|---|---|
|  |  | |
| | | |

4. Write the value of the underlined number.

| | | | |
|---|---|---|---|
| 40<u>5</u> | 2<u>1</u>8 | <u>6</u>52 | 7<u>9</u>8 |
| | | | |

5. Use the <> or = sign to compare the numbers.

| | | |
|---|---|---|
| 133 113 | 706 676 | 503 513 |

6. Order these numbers from smallest to greatest.

| | | | | |
|---|---|---|---|---|
| 290 | 191 | 119 | 920 | 200 |
| | | | | |

LIVEWORKSHEETS

7. Round these numbers to the nearest 100.

| 345 | 621 | 851 | 319 | 568 |
|---|---|---|---|---|
| | | | | |

8. Circle the estimated number on the number line.

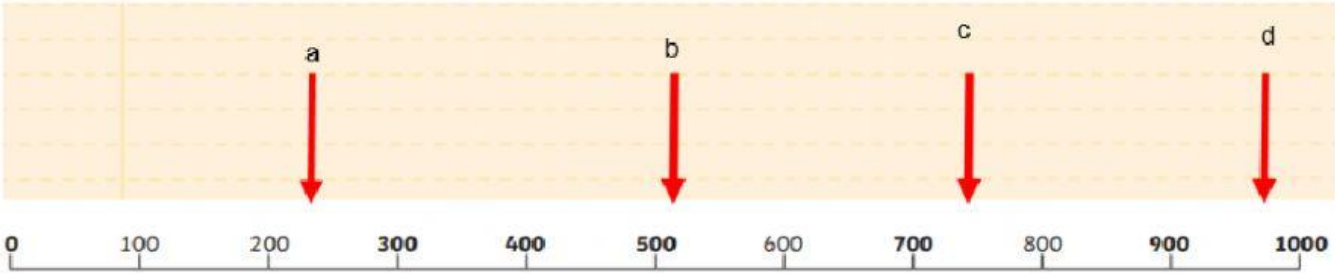


| | | | |
|---|---|---|---|
| a | 230 | or | 280 |
| b | 550 | or | 510 |
| c | 720 | or | 750 |
| d | 980 | or | 900 |

LIVEWORKSHEETS