PLANT TISSUE

MATCH THE FOLLOWING:

Stomata	O	O	Absorption of water
Xylem	O	O	Gas exchange
Root Hairs	O	O	Transport of food
Phloem	O	O	Transport of water
Meristematic tissue	O	O	storing the produced products
Vascular tissue	O	O	Outer coverings of plant body
Dermal tissue	O	O	Overall growth and repair
Ground tissue	O	O	Transport of materials
Mesophyll	O	O	Site of photosynthesis
Pericycle	O	O	Forming root branches

LABEL THE DIAGRAM :

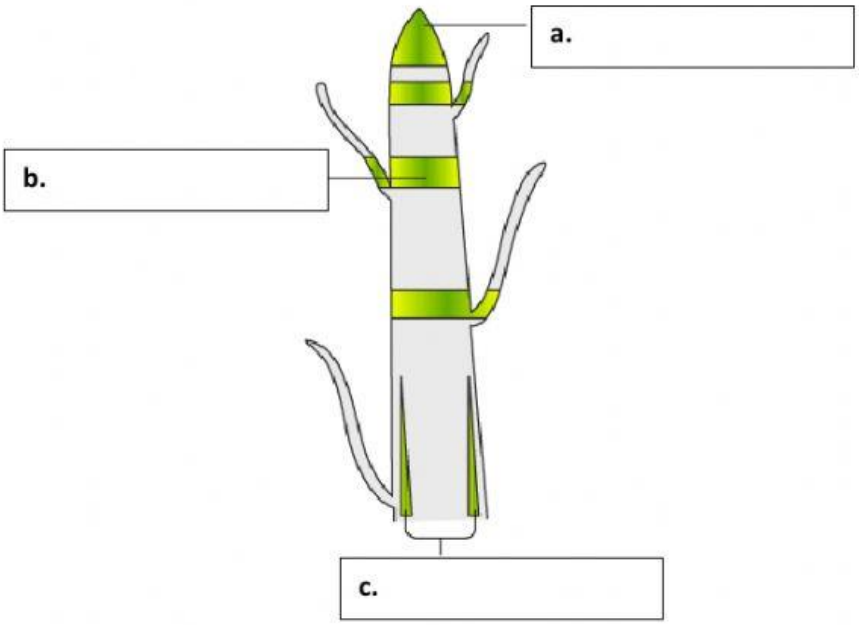

LIVEWORKSHEETS

Dicot root

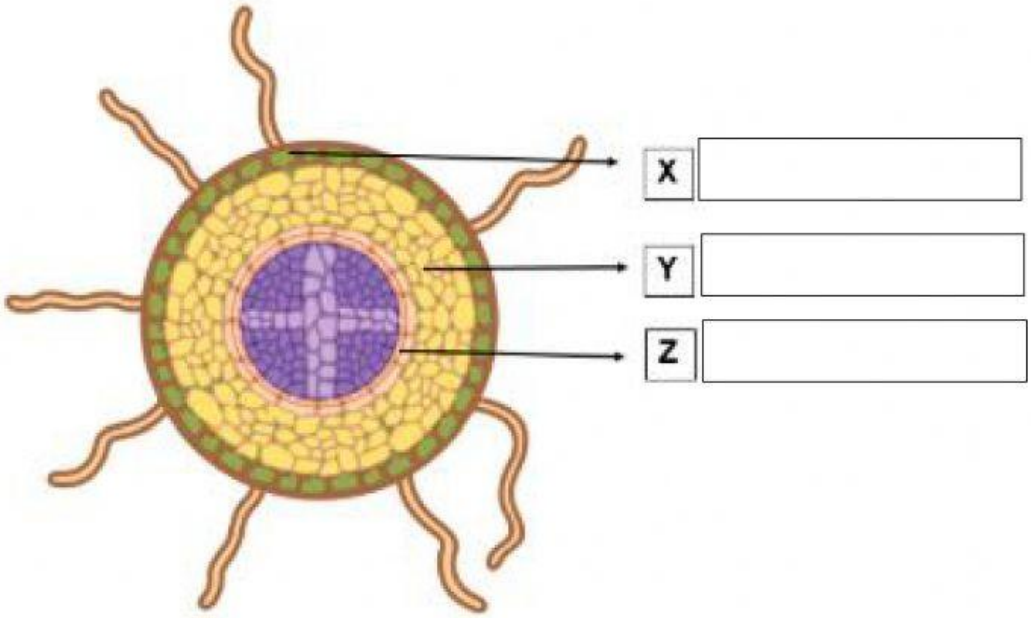

Dicot stem

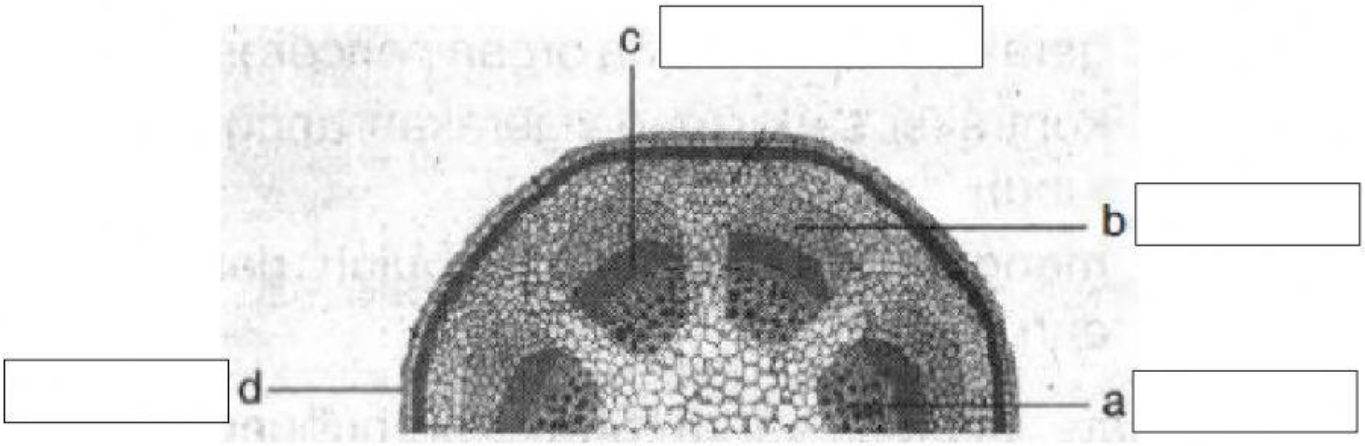

LIVEWORKSHEETS

CHOOSE THE FOLLOWING:

1. Chlorenchyma and aerenchyma are types of
   a. Parenchyma b. Collenchyma c. Sclerenchyma d. None
2. Kidney shaped cells surrounding the stoma are
   a. Epidermal cells b. Guard cells c. Xylem cells d. None
3. What is the difference between a simple and a compound tissue in plants?
   a. Simple tissues are formed of unspecialized cells, but compound tissues are formed of fully differentiated cells.
   b. Simple tissues are only found in the stem of plants, but compound tissues are found in all parts of the plants.
   c. Simple tissues are comprised of one type of cell only, whereas compound tissues are comprised of more than one type of cell.
   d. Simple tissues only carry out the basic functions of cell support, whereas compound tissues carry out complex functions like respiration and photosynthesis.
4. Plant tissues can be organized into systems. What two structures is the vascular system comprised of?
   a. Stomata and stem
   b. Stomata and phloem
   c. Xylem and phloem
   d. Xylem and stem
5. Continuously diving cells are seen in this type of tissue
   a. Dermal b. Ground c. Vascular d. Meristematic
6. What type of simple tissue in plants is described as a nonliving tissue comprised of cells that have thick walls hardened with lignin?
   a. Collenchyma b. Parenchyma c. Sclerenchyma d. Vascular
7. Parenchyma cells are involved in the metabolic functions of the plant. Which of the following is not a major function associated with parenchyma tissue?
   a. Storing nutrients b. Storing water c. Thermoregulation d. Photosynthesis
8. Collenchyma cells have thicker cell walls than some other simple plant tissues. Which of the following is a major function of collenchyma tissue?
   a. Regulating water loss in leaves
   b. Regulating water uptake in roots
   c. Providing support for the plant, especially in growing areas
   d. Providing defense against pathogens in the immune response
9. Which of the following best describes a biological tissue?
   a. tissue is a section of an organ that has multiple, varied functions.
   b. tissue is a collection of random cells that perform different, independent functions.
   c. tissue is a group of organs that work together to perform a particular function.
   d. tissue is a group of cells that work together to perform a certain function.
10. Which of the following not the characteristics of permanent tissues?
   a. Mature tissues that are undergoing differentiation
   b. matured tissues which are already differentiated
   c. Actively dividing to produce new cells for growth
   d. categorised into epidermal tissue, ground tissue and vascular tissue

LIVEWORKSHEETS