

2C After 300 feet, turn left

1 GRAMMAR imperatives, let's



- a Complete the sentences with a verb in the box.
Use a ☐ or a ☐ imperative.

be close come drink park slow speak turn worry

- 1 The city is dangerous at night. Please be careful.
- 2 It's cold in here. Please _____ the window.
- 3 It isn't a problem. Please _____ about it.
- 4 This is an English class. Please _____ Spanish.
- 5 Their house is on this street. Please _____ down.
- 6 _____ on! We're late!
- 7 This is a bus stop. Please _____ here.
- 8 _____ that water – it's dirty.
- 9 This music is terrible. Please _____ it off.

- b Match the sentences to the pictures.

- | | |
|--------------------------|---------------------------------------|
| A Let's park here. | D Let's cross the road here. |
| B Let's go home. | E Let's go to a hotel. |
| C Let's eat lunch there. | F Let's turn on the air conditioning. |



2 VOCABULARY feelings

Write a sentence from the box.

I'm angry. I'm bored. I'm cold. I'm happy.
I'm hot. I'm hungry. I'm sad. I'm stressed.
I'm tired. I'm thirsty. I'm worried.

- 1 My friend is late. I'm angry.
- 2 It's 37° F. _____
- 3 It's my birthday! _____
- 4 My mother is in the hospital. _____
- 5 It's time for dinner. _____
- 6 I don't know what to do. _____
- 7 It's 100° F. _____
- 8 It's very late. _____
- 9 My husband is very far away. _____
- 10 I want water. _____
- 11 I have a lot of work. _____

3 PRONUNCIATION understanding connected speech



- a Practice saying the sentences.

- 1 Look at those children.
- 2 Turn off the TV.
- 3 Let's ask that man.
- 4 Don't open the window.
- 5 Let's eat at home.
- 6 Sit on this chair.

- b **iChecker** Listen and check. Then listen again and repeat the sentences.

c Complete the chart with the words in the box.

angry fat happy have hungry matter Monday one
sad ugly does young

 cat	 up
angry	

d **iChecker** Listen and check. Then listen again and repeat the words.

4 READING

a Read the article about tips for a long car trip. Match the headings to the paragraphs.

Have fun! Is your car ready? Plan your trip.
Make sure everything is in the car. Keep awake!

- **A** Plan your trip.
Look at a map before you go. Think about the time you need to arrive at your destination and places where perhaps there is a lot of traffic.
- **B**
Accidents sometimes happen because cars are in bad condition. Check the engine, the lights, and the wheels. Take the car to the garage if necessary.
- **C**
Put your bags and everything you want to take with you in the hall the night before. Don't forget essential documents like passports or ID cards, and of course your driver's license.
- **D**
Being tired is very dangerous for drivers. If you are tired, stop at a service station. Have a coffee or sleep for 15 minutes. In the car, open the windows and turn the radio on.
- **E**
Children are often difficult during long trips. Take games, for example, computer games or word games, and iPods to listen to music. And don't forget things to eat and drink.

b Underline five words you don't know. Use your dictionary to look up their meaning and pronunciation.

5 LISTENING

iChecker Listen to the dialogues and choose a, b, or c.

- 1 Where are they?
a at an airport
b at home
c in a restaurant
- 2 Where are they?
a in a hotel
b in a car
c in a restaurant
- 3 Where are they?
a in a plane
b in a hotel
c in a car
- 4 Where are they?
a in a restaurant
b at home
c in a car
- 5 Where are they?
a in a hotel
b at an airport
c at home

USEFUL WORDS AND PHRASES

Learn these words and phrases.

jacket /'dʒækət/
pants /pænts/
sign /saɪn/
skirt /skɑːrt/
uniform /'yʊnəˌfɔːm/
great (opposite terrible) /ɡreɪt/
left (opposite right) /left/
park (verb) /pɑːk/
stop /stɒp/
trip /trɪp/
with /wɪθ/
Be quiet! /bi 'kwaɪət/
Don't worry. /'doʊnt 'wəri/
Slow down. /sloʊ 'daʊn/
turn on (opposite turn off) /'tɜːn ɒn/

iChecker TESTS FILE 2