

LEOVIGILDO LOAYZA LOAYZA" BACHILLERATO HIGH SCHOOL

Dirección Distrital 07D04 Balsas-Marcabeli-Piñas.

Piñas - El Oro - Ecuador.

TEST ONE.					
ÁREA:	English Foreign Language	WEEK	July, - - 2022.		
COURSE:	9th	PARALLEL	"A, B"	SUBJECT	English
WORKING DAY	Morning.	WEEK	TWO		
TEACHER	Lic. Libia Cuenca Cevallos.	STUDENT'S NAME:			

INSTRUCTIONS.

This is a test to evaluate your knowledge and abilities in the English Area. Work carefully so that you can solve it correctly.

IN ORDER TO RESPOND:

- Read the question carefully.
- Draw a circle around the letter corresponding to the answer that you consider correct.
- Solve the test with neatness and organization.
- Avoid copying; remember that fraudulent behavior is penalized.
- Review the test before delivery.
- Do not use correctors, do not accept blots or smudges, use blue or black spheres.
- Each item is 1 point.

INSTRUCCIONES.

Esta es una prueba para evaluar sus conocimientos y habilidades en el Área de Inglés. Trabaje con atención para que pueda resolverla correctamente.

PARA RESPONDER:

- Lea cuidadosamente la pregunta.
- Dibuje un círculo alrededor de la letra correspondiente a la respuesta que considere correcta.
- Resuelva la prueba con pulcritud y organización.
- Evite la copia, recuerde que una conducta fraudulenta es penalizada.
- Revisar la prueba antes de entregar.
- Cada ítem es 1 punto.

No usar correctores, no se aceptan manchones ni borrones, usar esfero azul o negro.

EFL 4.3.1. Understand main points in short simple texts on familiar subjects.

I.EFL.4.11.1. Learners can understand main ideas and some details in short simple online or print texts on familiar subjects, using contextual clues to help identify the most relevant information. (Example: title, illustrations, organization, etc.) (I.2, I.4)

Organize information using facts and details in order to illustrate diverse patterns and structures in writing. (Example: cause and effect, problem and solution, general-to-specific presentation, etc.) EFL 4.4.8 CC

Learners can convey and organize information through the use of facts and details and by employing various stages of the writing process. REF. (I.EFL.4.17.1.) (I.1, I.3, S.4, J.2, J.4)

PERSONAL INFORMATION.

1. Correo electrónico

.....

2. Apellidos y Nombre del Estudiante.

.....



3. Class: *
Parallel: *

9th EGB,



4. READ THE PERSONAL INFORMATION AND CHOOSE THE CORRECT OF BE VERB FORM IN PRESENT. (AM - IS – ARE)

My nameLibia.

I your Teacher.

I from Ecuador.

My favourite colour red.

My favourite subject English.

My favourite sport bolleyball.

My phone number 0994331621.




5. MATCH THE CORRECT PERSONAL PRONOUNS IN THE BLANK. (I- YOU- HE- SHE- IT- WE- THEY)

Personal Subject Pronouns

Replace the words in bold with the correct subject pronoun.

Example:

The chef is Italian.
He 's from Naples.



The aliens are from another planet but are nice.



This is **my** treasure map. am a pirate.



The witch is cooking. 's as green as her soup.



This is for **you**! are my Valentine.



The cave man is big. is strong, too.



The turkey is ready. is very fat.



The zombie is scary. 's hungry.



The presents are in the sack. are heavy.



The monster is small. is friendly.



The Viking is angry. is ready to fight.



The bats are around his head. are big.



You and John are dirty in this picture but look happy.



My name is Trident. am a little devil.



Jack, Rose and I are best friends. are in the same class.



His name is Brutus. is a bulldog.



My name is Dr Frank Stein. 'm a scientist.



Julie is happy. 's at a party.



The condor is on a tree. is really ugly.



Jim and I are brothers. 're very alike.

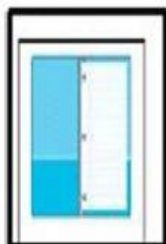


6. SELECT THE APPROPRIATE PERSONAL PRONOUNS.



Personal Pronouns and BE

- | | | | |
|--------|-----|---------|-----|
| 1. I | am | 1. We | are |
| 2. You | are | 2. You | are |
| 3. He | is | 3. They | are |
| She | | | |
| It | | | |



A
V

Marca solo un óvulo por fila.

	He	It	They	She
Fila 1	<input type="radio"/>	<input type="radio"/>	<input type="radio"/>	<input type="radio"/>
Fila 2	<input type="radio"/>	<input type="radio"/>	<input type="radio"/>	<input type="radio"/>
Fila 3	<input type="radio"/>	<input type="radio"/>	<input type="radio"/>	<input type="radio"/>
Fila 4	<input type="radio"/>	<input type="radio"/>	<input type="radio"/>	<input type="radio"/>

7. FILL IN THE BLANKS WITH AM, IS, ARE.

Example: Are you the boss?

1. - Terry and Linda _____ from Armenia.

2. - Alan's friends _____ doctors.

3. - I _____ a diligent student.

4. - Mr. Jackson _____ a pianist.

5. - Sarah _____ a nurse.

8. Write A Or AN.

Example: A book. AN elephant.

1 _____ Eye

2 _____ Apple

3 _____ Kite

4 _____ Egg

5 _____ Dog

9. Write the following numbers in letter.

Example:



20: Twenty



33 _____ 44 _____ 61 _____ 87 _____


VOCABULARY:

10. ORDER THE FOLLOWING WORDS AND WRITE THEM.

- | | | |
|-----|----------------|--------------|
| 1.- | ODOG RONMING | Good Morning |
| 2.- | ELOHI | |
| 3.- | DOOG ATRENOFON | |
| 4.- | GODO INGVEEN | |
| 5.- | OODG THIGN | |
| 6.- | OGDO EYB | |

11. USE THESE LABELS TO NAME THE PARTS OF THE BODY.

Head	Mouth	Chest	Fingers	Arm	Foot
Nose	Neck	Stomach	Leg	Hand	Toes



Student's Signature

MADE BY	REVIEWED BY	APPROVED BY
 Lic. Libia Cuenca Cevallos. English Teacher	 Lic. Elio Galarza. Coordinadora de CTP	 MGS. Servio Ramirez. Vice- Rector