



# PRACTICE



1. Look and put a tick (✓) or a cross (✗).



ball



bike



book



bed



2. What's next? Look and circle the correct word.

1



book  
ball

2



ball  
bike

3




bike  
book



2. Look and number the picture.


1. bike    2. Bill

3. ball    4. book



4. Fill in the missing letter.

1.   
b\_ok

2.   
\_all

3.   
bi\_e

4.   
b\_ll

5. Look and match






Bye, Bill



Hi, Bill

6. Write YES or NO.

1		This is a book.	
2		This is a ball.	
3		This is a bike.	
4		This is Bill.	





7. Match the word with the pictures.



book



ball



bike