Mathematics

1. **Count** the objects.





2. Click the correct spelling of the **number names.**

15	fiveteen	fifteen	one-five
21	twelve	twenty one	twenty-one
65	sixty-five	sixteen five	sixty five
42	fourty-two	fourty-tow	forty-two
83	eightty-three	eighty-three	eight three

LIVEWORKSHEETS

3. Click the **whole cookie.**

4. Click the shapes that **show half.**

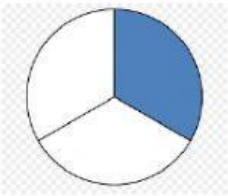

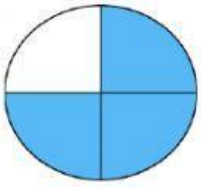



5. Put in the **missing numbers.**

5 6 7 ☐ 9 10

19 20 21 22 ☐ 24

15 14 13 12 ☐ 10 9

one two three four ☐

LIVEWORKSHEETS

6. Choose the name of each **shape**.

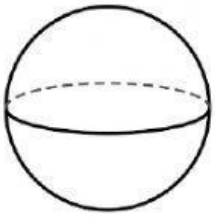

sphere triangle

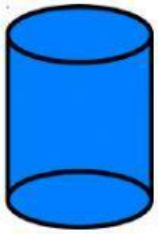

cone cylinder

star square

rectangle triangle

7. Tap on the 3rd **third bear.**

8. Tap on the **7th seventh house.**

LIVEWORKSHEETS

The pictograph below shows the favourite snacks of children in a class.

Snack	Number of children who like it
Popcorn	
Cookies	
Gummy bears	
Chips	

9. How many children like chips? _____

10. The most children like _____.

11. The least children like _____.

12. _____ children like gummy bears.

13. There are _____ children in the class.

LIVEWORKSHEETS

14. Write the time on the clocks.

LIVEWORKSHEETS

15. Place the numbers in order of smallest to biggest.

7 3 9 0 5

16 11 15 20 18

16. Choose the odd numbers.

43 68 1 82 70 15

17. Use >, < and =.

45 ☐ 18 > < =

91 ☐ 19 > < =

26 ☐ 26 > < =

34 ☐ 28 > < =

LIVEWORKSHEETS