Name: _____ Class: _____ Date: _____

Test 14 Angles

25

Duration: 30 min

Parent's signature: _____

Section A (5 × 2 = 10 marks)

For each question, four options are given.
Choose the correct answer and write its number (1, 2, 3 or 4) in the brackets provided.

Study the angles and answer Questions 1 to 3.

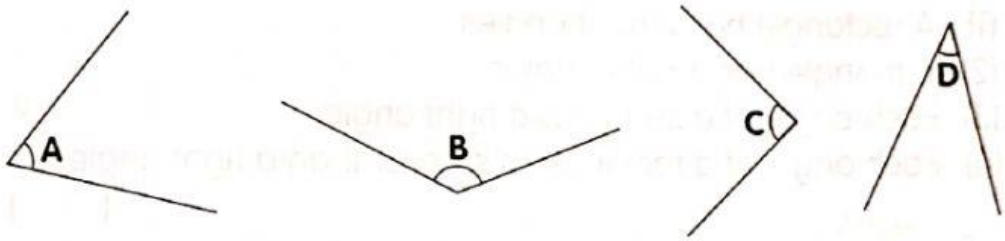

1. Which of these angles are smaller than a right angle?

(1) A and B (2) B and C
(3) C and D (4) A and D ( )

2. Which of these angles is an obtuse angle?

(1) A (2) B
(3) C (4) D ( )

3. Arrange the angles from greatest to smallest.

(1) A, B, C, D (2) D, C, B, A
(3) D, C, A, B (4) B, C, A, D ( )

© 2015 Marshall Cavendish Education Pte Ltd

Dipinder Singh Gill LIVEWORKSHEETS

4. How many angles in this figure are greater than a right angle?

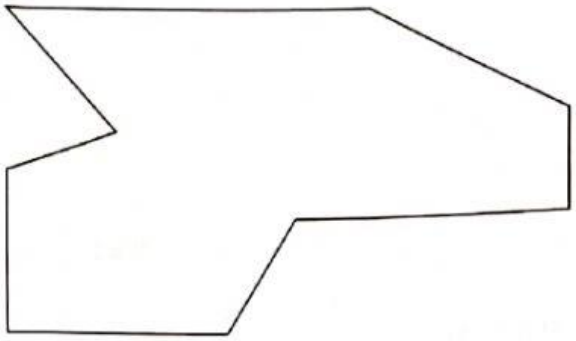

(1) 7 (2) 6
(3) 5 (4) 4 ( )

5. Which of these statements is true?

(1) A rectangle has 3 right angles.
(2) A triangle has 3 right angles.
(3) Each angle of a square is a right angle.
(4) Each angle of a rectangle is smaller than a right angle.

( )

Section B (5 × 2 = 10 marks)

Read each question carefully.
Write your answer in the space provided.

6. Mark all the angles in this figure that are smaller than a right angle.

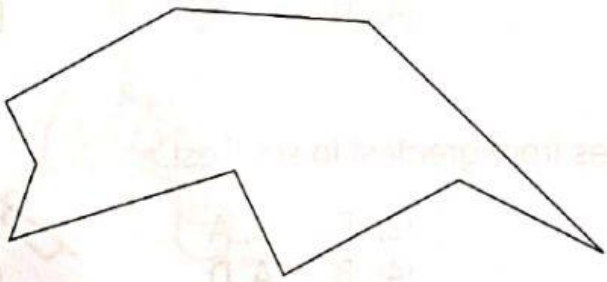

© 2015 Marshall Cavendish Education Pte Ltd

Dipinder Singh Sandhu LIVEWORKSHEETS

Study the angles and answer Questions 7 to 9.

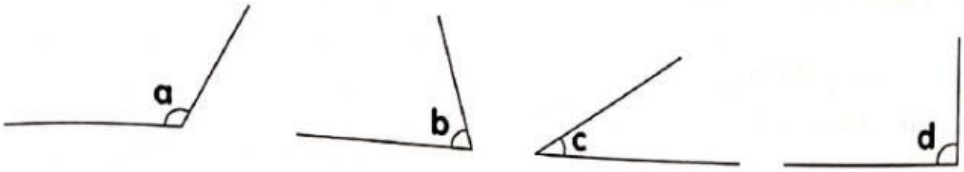

7. Which angles are acute angles?

Answer: Angles _____ and _____

8. Angle **d** is smaller than Angle _____.

Answer: Angle _____

9. Which angle is a right angle?

Answer: Angle _____

10. How many sides and angles does this figure have?

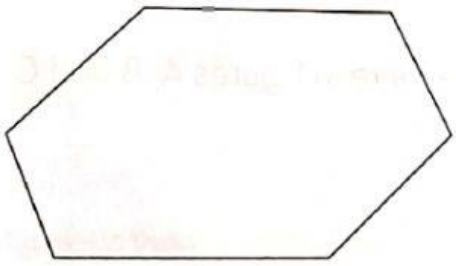

Answer: _____ sides,

_____ angles

© 2015 Marshall Cavendish Education Pte Ltd

Dipinder Singh Sandhu
LIVEWORKSHEETS

Name: _____ Class: _____ Date: _____

Test 15 Perpendicular and Parallel Lines

25

Duration: 30 min

Parent's signature: _____

Section A (5 × 2 = 10 marks)

For each question, four options are given.
Choose the correct answer and write its number (1, 2, 3 or 4) in the brackets provided.

1. Look at the figure below.
Which two lines are perpendicular to AB?

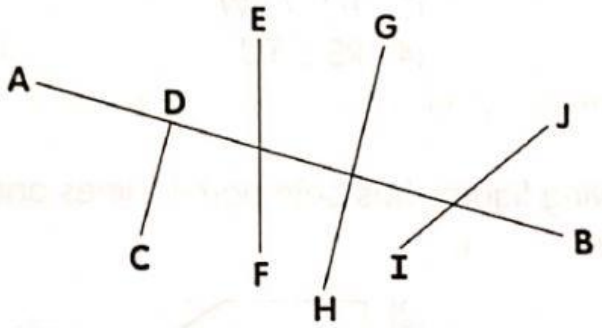

(1) CD and EF (2) EF and GH
(3) GH and IJ (4) CD and GH ( )

2. Look at the figure below.

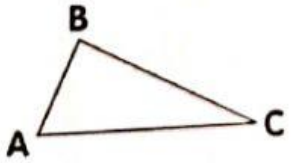

Which of the following is true?

(1) AB ⊥ AC (2) AB ⊥ BC
(3) BC ⊥ AC (4) CB ⊥ CA ( )

© 2015 Marshall Cavendish Education Pte Ltd

Dipinder Singh Sandhu LIVEWORKSHEETS

3. Which of the following letters has perpendicular lines?

(1) A (2) L
(3) V (4) Z ( )

4. Look at the following figure.

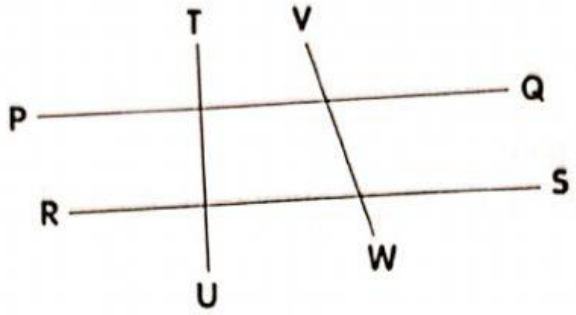

Which of the following is incorrect?

(1) PQ // RS (2) TU // VW
(3) TU ⊥ PQ (4) RS ⊥ TU ( )

5. Which of the following figures has both parallel lines and perpendicular lines?

(1) 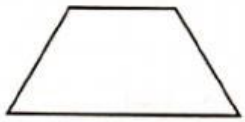

(2) 

(3) 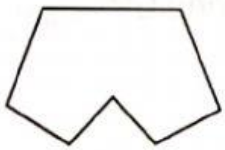

(4)

( )

© 2015 Marshall Cavendish Education Pte Ltd

Dipinder Singh Sawhney LIVEWORKSHEETS

Section B (5 × 2 = 10 marks)

Show your working clearly in the space provided for each question and write your answers in the spaces provided.

6. Look at Rectangle ABCD below.
Which two lines are perpendicular to AB?

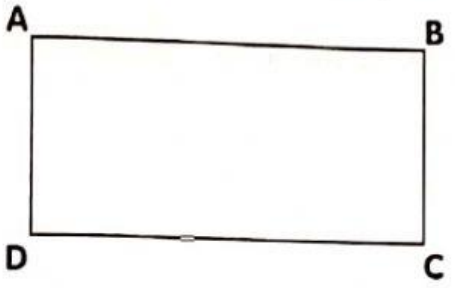

Answer: _____ and _____

Study the figure below and answer Questions 7 and 8.

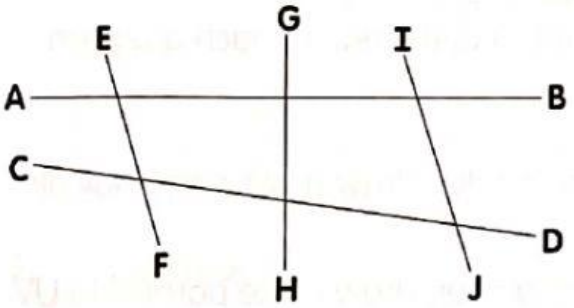

7. Name a pair of perpendicular lines.

Answer: _____ ⊥ _____

8. Name a pair of parallel lines.

Answer: _____ // _____

© 2015 Marshall Cavendish Education Pte Ltd

Dipinder Singh Sandhu
LIVEWORKSHEETS