Worksheet 3 / Chapter 15

Name : _____ **Marks** : _____/_____

Class : _____ **Date :** _____

1. Look at the street plans below.
In Plan 1, there are 3 ways you can move from P to Q, assuming that you always turn at right angles and get closer to Q.

Plan 1

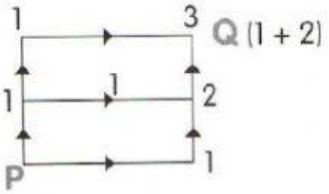

1 + 2 = 3 ways

In Plan 2, there are 6 ways you can move from P to Q, assuming that you always turn at right angles and get closer to Q.

Plan 2

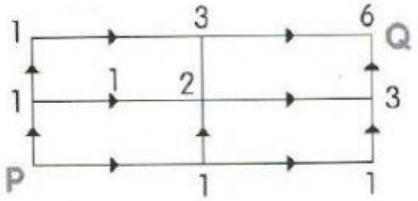

3 + 3 = 6 ways

LIVEWORKSHEETS

In Plans 3, 4 and 5, how many ways can you move from P to Q, assuming that you always turn at right angles and get closer to Q?

(a) Plan 3

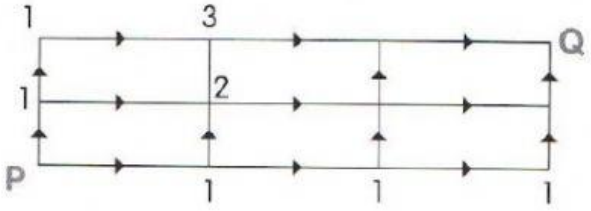

_____

(b) Plan 4



_____

(c) Plan 5

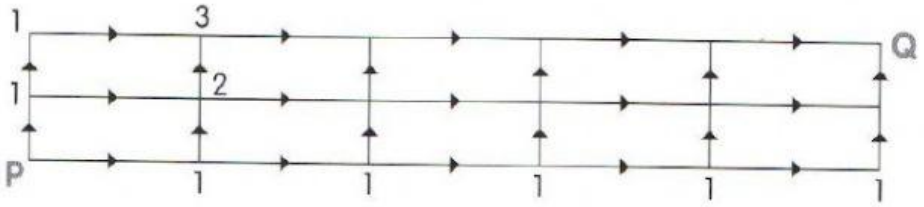

_____

LIVEWORKSHEETS

2. A map of a central district is given below.
Study the map carefully.
Then, answer the questions.

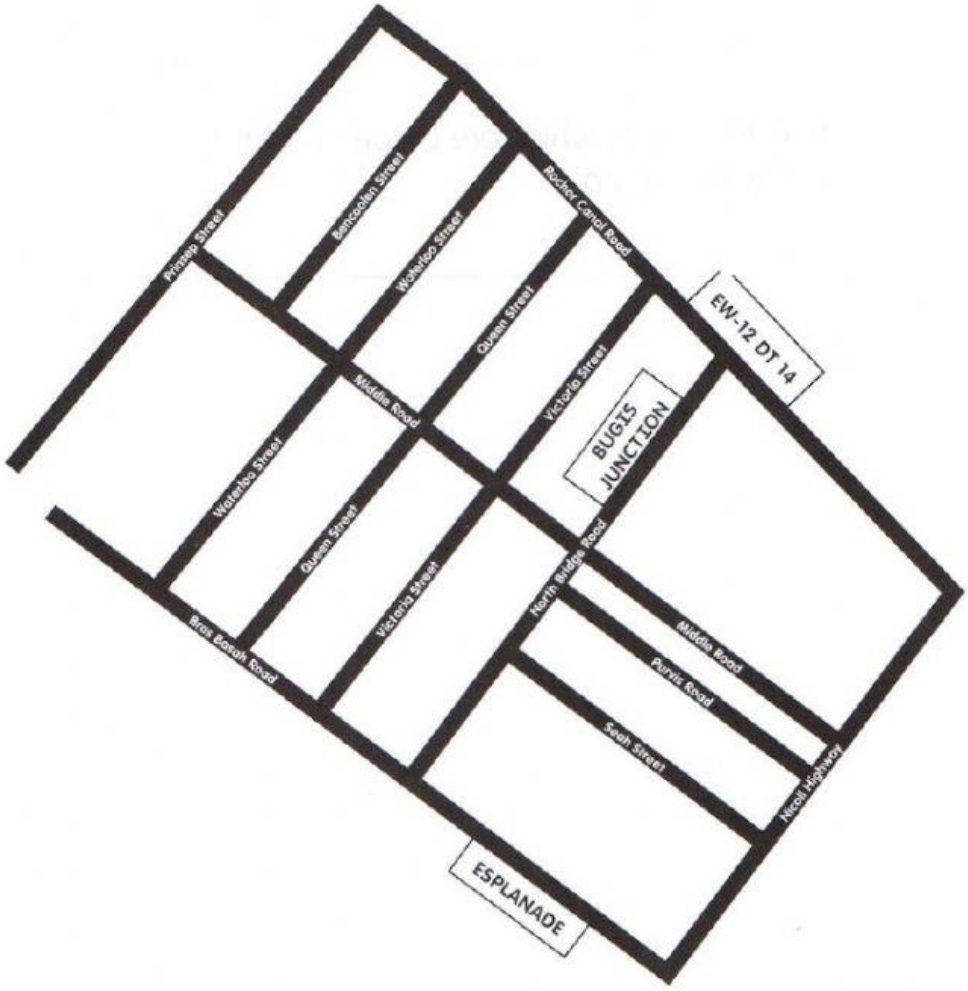

(a) Name a road which is perpendicular to Victoria Street.

_____

(b) Name a road which is parallel to Queen Street.

_____

LIVEWORKSHEETS

(c) Name a road which is perpendicular to Middle Road and parallel to Bencoolen Street.

_____

(d) Name two roads which are parallel to Purvis Street.

_____

(e) Name two roads which are perpendicular to North Bridge Road.

_____

LIVEWORKSHEETS