

Emphasis is given on the sounds and how they blend together to make the word. To reinforce on this, learners can watch the video 'Word Family -an' <https://www.youtube.com/watch?v=ei3dsyr8A20&t=22s>







### Task Rehearsal

The teacher sticks a set of seven index cards of the same color with the ending **-an** written in black, a set of index cards in various colors with the consonants **V, P, C, F, M, R**, and picture cards on the board. Volunteers take turns to make words using a consonant and the **-an** ending, and match the word to the corresponding image.

The class is divided into pairs. Each pair gets a set of seven index cards of the same color with the ending **-an** written in black, a set of index cards in various colors with the consonants **V, P, C, F, M, R**, and a set of pictures. Learners create the **-an** word family by combining the index cards and their corresponding pictorial representation.

### Task completion

Learners, individually, work on the following worksheet.

<b>Meet the -an family</b>					
Look at the pictures and fill in the missing letter to complete each word					
_____	<b>an</b>		_____	<b>an</b>	
_____	<b>an</b>		_____	<b>an</b>	
_____	<b>an</b>		_____	<b>an</b>	
<b>p</b>	<b>r</b>	<b>c</b>	<b>v</b>	<b>f</b>	<b>m</b>

The teacher monitors and provides feedback if necessary.