


Name: \_\_\_\_\_ Date: \_\_\_\_\_

Mathematics

Mean, Median, Mode & Range

Instruction: Find the mean, median and mode of the following data: Only give the answers. 1 pt. each

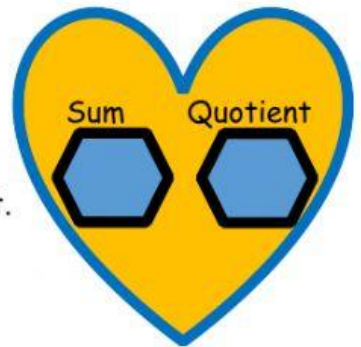


a. Order the data.


b. Mean:




c. Mean: Give the sum first, then quotient.




d. Mode:



e. Range:




f. Median



g. Problem Solving:

Mia received the following scores for her examinations: 80, 75, 65, 30 and 90.  
What is the mean of her examination score?



Lucy Cunningham 21 May  
2020

