






Name :	Score :
Class :	
Day & date :	Parent signature :
Grade / Semester : 2 / 2 Week / Session : 3 / 1	Subject : Math Topic : Tally marks and Block Graph

Bismillahirrahmanirrahim

A. Answer these questions.

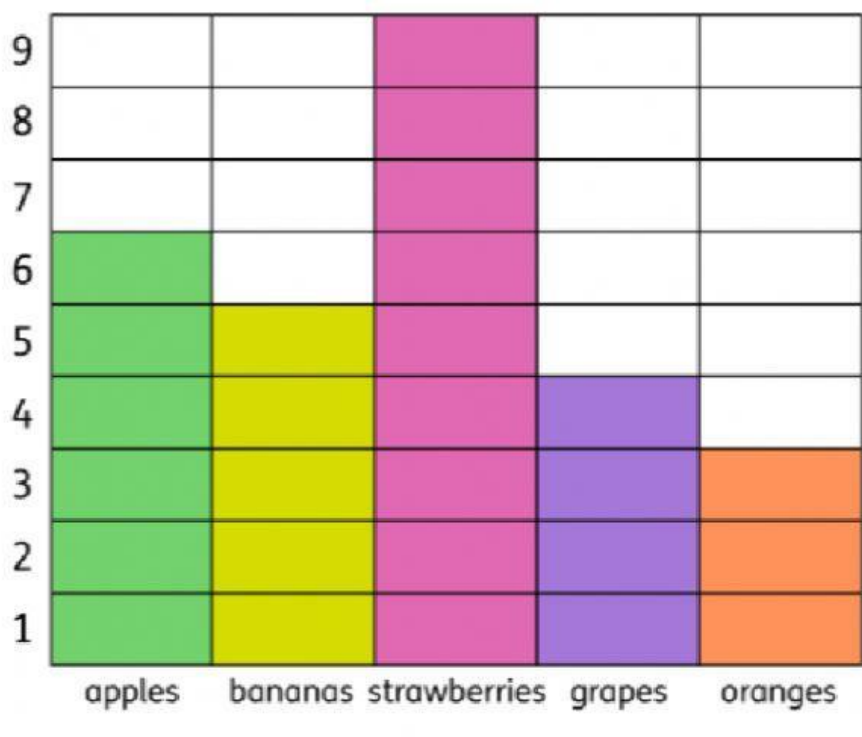
The tally mark shows the favorite pets of students in a class.

Animals	Tally Marks
	
	
	
	
	

- How many students chose cats? _____
- How many students chose dogs? _____
- How many students chose birds? _____
- Which animal was the most favorite? _____
- Which animal was the least favorite? _____

B. Answer the questions correctly.

This block graph shows the favorite fruits of children in a class.



1. Which fruit is the most favorite? _____
2. Which fruit is the least favorite? _____
3. How many children like bananas? _____
4. How many children like grapes and oranges? _____
5. How many children like apples? _____

Alhamdulillahirabbil 'alamin