



## Back to school

SUBJECT: English  
GRADE: 1<sup>st</sup>  
DATE: April 18<sup>th</sup>, 19<sup>th</sup>, 20<sup>th</sup>, 21<sup>th</sup>, 22<sup>th</sup>  
TEACHER: Gloria Peña Novoa

### I. EXPECTED LEARNING:

COMPETENCE	PERFORMANCE	PURPOSE	ATTITUDES
<b>C1: SE COMUNICA ORALMENTE EN INGLÉS</b>	2. Deduce información y señala las características de personas y objetos, así como el significado de palabras y expresiones básicas en textos orales de estructura simple en inglés (verb to be; demonstrative adjectives - this, that; wh-questions - what, what color, who, how many; present simple - be, have; yes-no questions and answers; present continuous; personal pronouns - I, you, it, they; possessive adjective - her, his)	<b>Señala características y significados de palabras</b>	Elige de manera voluntaria y responsable su propia forma de actuar en el aula virtual, en la IE y en su familia.

### II. ASSESMENT:

CRITERIA	EVIDENCES	TOOLS
Describe objects	Oral participation	Check list

### III. SEQUENCE OF ACTIVITIES:

- Teacher greets the students.
- Teacher introduces the useful vocabulary for the class.
- Students listen and repeat the words.
- Teacher reviews the last class vocabulary with the students.
- Students read the sentences, listen and match with the pictures.
- Teacher explains how to describe the objects.
- Students read and match the description with the object.
- Students color the school object and count them.
- Students share their answer with the class.
- Students complete the exercise and share their answers.
- Students evaluate themselves.

### IV. BIBILOGRAPHY

<https://www.liveworksheets.com/lr869228uf>

VOCABULARY



*Thank you*



*Please*



*Sorry*



*Excuse me*



*You're welcome*



*Mrs*

*Mrs Potato Head*



*Miss*



*Mr = Mister*

*Mr Potato Head*

LET'S PRACTICE

1. Listen and Match

*It's a table*

*It's an eraser*

*It's a bag*

*It's a ruler*

*It's a pencil*

*It's a chair*

*It's a book*

*It's a pen*



2. Look at the picture and match with the description.



*It's blue and purple*

*It's yellow and black*

*It's red and white*



*It's red and white*

*Its yellow and brown*

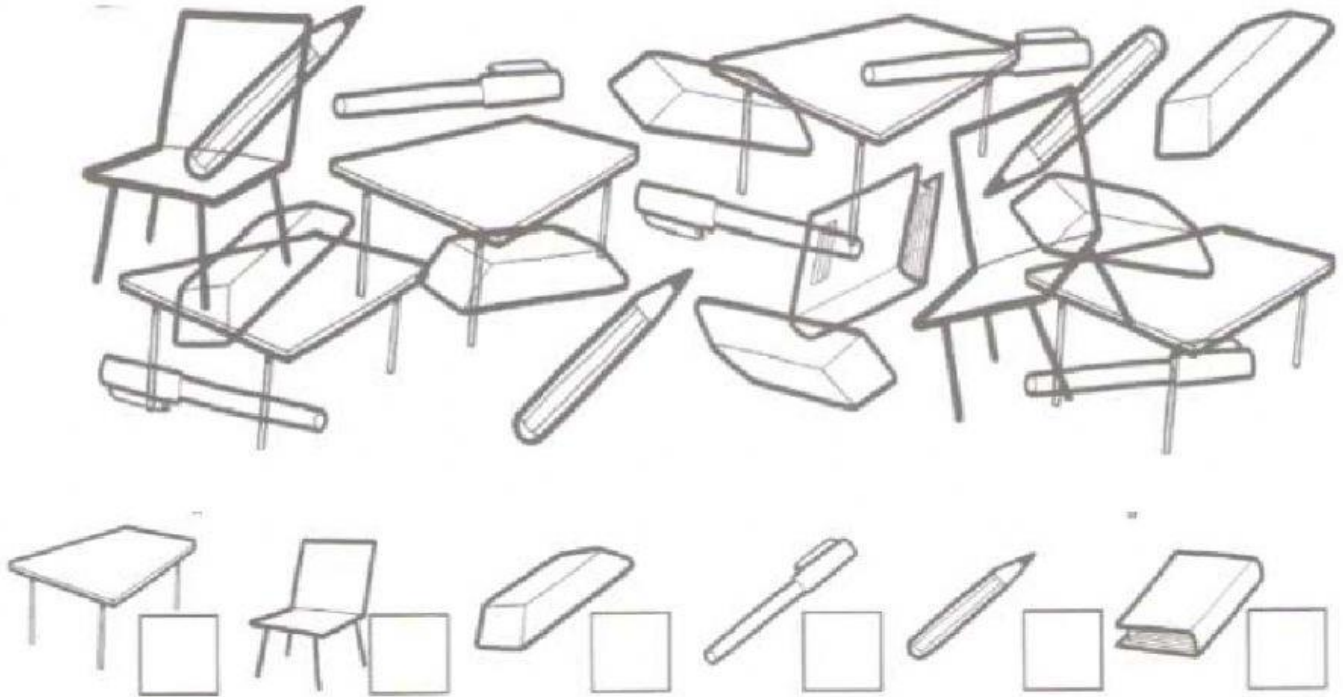
*It's Pink and blue*



*It's yellow*

*It's brown*

3. How many school objects do you see? Count them.




Self-assessment

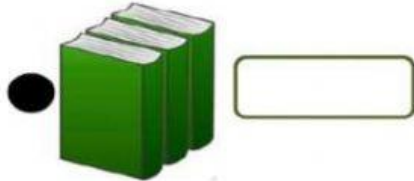
Color the stars evaluating your work



Oral expression	
I can describe the objects	★ ★ ★ ★
The lesson was easy	★ ★ ★ ★

**LOOK!** HOW MANY CAN YOU SEE? WHAT COLOUR ARE THEY? 

**TWO** ●




**YELLOW**

**THREE** ●




**GREEN**

**FIVE** ●




**RED**

**FOUR** ●



**BLUE**

**ONE** ●



**YELLOW**

**EIGHT** ●




**RED**

**SEVEN** ●



**BLUE**

**SIX** ●



**GREEN**

