

Lesson 1

Singular and Plural Nouns

1 Link and Review

» Write *Who*, *Whose* or *What*.

- 1 _____ is it? It is a zebra.
- 2 _____ are they? They are bowls.
- 3 _____ is he? He is my friend, Mike.
- 4 _____ photo is it? It is Mary's photo.
- 5 _____ skates are they? They are Tom's skates.


» Read and write.

ex. It isn't a monkey. (X)

- 6 You _____ students. (X)
- 7 She _____ a dancer. (O)
- 8 Are they gorillas? No, _____.
- 9 _____ a singer? Yes, I am.

» Look and write.


ex.



10



11



12



For Teachers: This page is a cumulative quiz. The chart below shows which lesson each question is from.

Question	1	2	3	4	5	6	7	8	9	10	11	12
Unit-Lesson	1-4	1-4	1-4	1-4	1-4	1-1	1-1	1-2	1-2	1-3	1-3	1-3


2 Look and Learn

>> Singular and Plural Nouns


	Singular Noun		Plural Noun	
~s	a book	an apple	books	apples
~es	a bus	a watch	buses	watches
	a dish	a box	dishes	boxes
~ves	a leaf	a knife	leaves	knives
~ies	a baby	a city	babies	cities
others	a man	a child	men	children
	a foot	a mouse	feet	mice

3 Look and Say




 : I see an apple.




 : I see four apples.




 : I see a book.



 : I see two books.




 : I see a watch.




 : I see three watches.




 : I see a leaf.



 : I see four leaves.



 : I see a baby.



 : I see two babies.



 : I see a child.



 : I see three children.

4 Look and Practice

A. Circle the pictures and write the words.



~s	1	three	bears	6	five	
~es	2	three		7	five	
~ies	3	three		8	five	
~ves	4	four		9	six	
others	5	four		10	six	



B. Read and write.

	Singular	Plural		Singular	Plural
1	book	<u>books</u>	9	thief	<u> </u>
2	boy	<u> </u>	10	leaf	<u> </u>
3	apple	<u> </u>	11	class	<u> </u>
4	dish	<u> </u>	12	zoo	<u> </u>
5	box	<u> </u>	13	baby	<u> </u>
6	bench	<u> </u>	14	foot	<u> </u>
7	child	<u> </u>	15	tiger	<u> </u>
8	man	<u> </u>	16	student	<u> </u>

C. Look and write.

1


two books

2


3


4


5


6


7


8


9
