Test 1

PAPER 1 READING AND WRITING TEST (1 hour 30 minutes)

READING

Part 1

Questions 1–5

Look at the text in each question. What does it say?
Mark the correct letter **A**, **B** or **C** on your answer sheet.

Example:

0



A Go to the office if you have lost a floppy disc.

B Make sure all schoolwork is given in on floppy disc to the office.

C If you have found a floppy disc, please leave it at the office.

Answer: 0 A B C

1



A Lost locker keys can be replaced for a charge of 6€.

B You cannot collect your locker key until you have paid a 6€ deposit.

C We cannot return your 6€ deposit if you lose your locker key.

2

A Hannah has got a purple 'Fast Boys' T-shirt and wants one in another colour.

B Hannah would rather have a purple 'Fast Boys' T-shirt if possible.

C Hannah only wants a 'Fast Boys' T-shirt if it's a purple one.

LIVEWORKSHEETS

3

What has changed about Class 5's party?

A the time

B the place

C the refreshments

4

Mum is writing to

A tell Becky to stay at home to see her aunt.

B ask Becky to tidy the house before she leaves.

C remind Becky to go to her aunt's house.

5

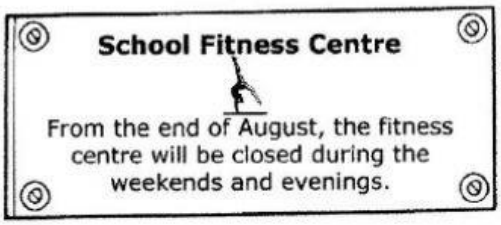

The school fitness centre will

A change its opening hours at the end of August.

B have shorter opening hours until the end of August.

C open again to students at the end of August.

LIVEWORKSHEETS

Part 2

Questions 6–10

The young people below all want to do an art course during their school holidays.
On the opposite page there are descriptions of eight short art courses.
Decide which course would be the most suitable for the following people.
For questions **6–10**, mark the correct letter (**A–H**) on your answer sheet.

6

Alice wants a course to help her with her drawing skills, particularly with drawing the latest styles of clothes, shoes and bags, because she wants to study this later at college.

7

Darius loves making comic books, but isn't confident about his drawing. He wants to draw superheroes and animals and create adventures about them, but doesn't want to display his work.

8

Cassie enjoys making pictures and objects from different materials. During the course she'd like to use her love of sport in her designs, and visit an exhibition to get new ideas.

9

Marc is talented at drawing, but also likes filming his friends on an old digital camera. He wants to develop this skill by learning to use more advanced equipment, and prepare for further study.

10

Harry has done a course about printing on paper, and would like to learn how to print on other materials. He also wants to produce something to take home and wear.

LIVEWORKSHEETS

Short Art Courses

A **Wild Art** This course concentrates on teaching drawing and painting, and you'll use your new skills to make a wall poster on the theme of animals, to take home. And we've got lots of picture books from galleries around the world to give you ideas! There'll be an exhibition of everyone's work at the end, too.

B **Colourscape** Come and make a bag to keep your school games clothes in! We supply lots of colourful wool and printed cotton – you choose the design and colour (like your favourite football or hockey team colours!). There'll also be a trip to a gallery to help you get creative in your designs.

C **Create!** This course is all about telling good stories in pictures. There'll be cartoon films to watch, and instruction in how to draw your favourite characters – but your imagination is much more important than your drawing skills here! The course includes a visit to a cartoon museum.

D **Art Attack** You'll work on developing creative skills, like printing, photography, cartoons and movie-making, using the latest technology. This course is great for anyone wanting to take these subjects at college. Good drawing skills are helpful on this course, and students' work will be put into a book, where suitable, for everyone to buy.

E **Art Matters** This course will concentrate on different drawing techniques, including using inks and colour. We'll get you to draw live models wearing designer fashions and sportswear – so if you like designing fashion and think your future is in this area, then this course is for you!

F **Art Magic** This fun course shows you how to design and make fashion jewellery from natural materials, and particularly how to use photography to help you get ideas for your designs. So if you have your own camera, bring it along!

G **Arts Centre** Ever wondered what your comic stories would look like on film? Here's your chance to find out! Bring along your own comic drawings or prints - good-quality ones if possible - and we'll transfer the action from your page onto the screen! Film show of the best cartoons at the end!

H **Rainbow** Bring along a clean white T-shirt for this fun course! Using printing inks and paints, we'll show you how to transfer a picture onto your T-shirt and create a special artwork that you can put on for everyone to admire!

LIVEWORKSHEETS