



**My school objects**

SUBJECT: English  
GRADE: 1<sup>st</sup>  
DATE: April 11<sup>th</sup>, 12<sup>th</sup>, 13<sup>th</sup>,  
TEACHER: Gloria Peña  
Novoa

**I. EXPECTED LEARNING:**

| COMPETENCE                                 | PERFORMANCE  | PURPOSE   | ATITUDES   |
|--|--|---|--|
| <b>C1: SE COMUNICA ORALMENTE EN INGLÉS</b> | 1. Recupera información explícita en los textos orales que escucha en inglés, en situaciones comunicativas específicas, con vocabulario conocido; para ello, se apoya en lenguaje audiovisual, gestos y expresiones corporales del emisor. | Recupera información de textos orales identificando el vocabulario. | Apoya incondicionalmente a personas en situaciones comprometidas o difíciles |

**II. ASSESMENT:**

| CRITERIA                      | EVIDENCES            | TOOLS      |
|-------------------------------|----------------------|------------|
| Listen and identify the words | Listening activities | Check list |

**III. SEQUENCE OF ACTIVITIES:**

- Teacher greets the students.
- Teacher presents the new vocabulary
- Students repeat the words looking at the screen
- Students cut the picture and past on the table where it belongs.
- Students listen and color the object according to the audio.
- Students Listen and put a tick or cross according to the audio.
- Students listen and draw the school objects in the order they heard.
- Students draw their table with their school objects.
- Students evaluated themselves.

VOCABULARY



*Pencil*



*Pen*



*Bag*



*Book*



*Table*



*Chair*



*Ruler*




*Eraser*

*What's this?*


*It's a pencil*

*It's an eraser*









LET'S PRACTICE



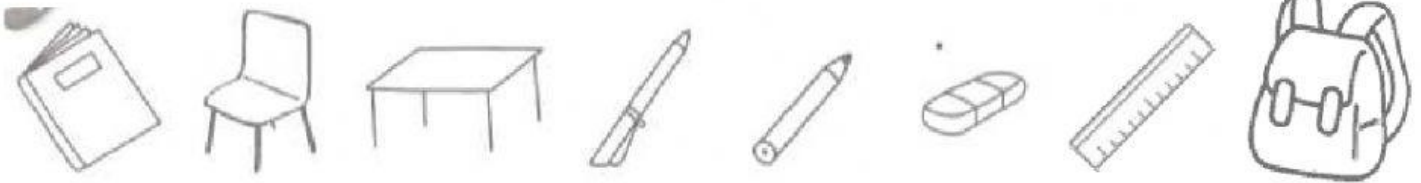
2. Listen and color.



3. Listen and put a tick ✓ or a ✗ cross

|   |   |  |   |
|---|---|--|---|
| <p>1</p>  <input checked="" type="checkbox"/><br><input checked="" type="checkbox"/> | <p>2</p>  <input checked="" type="checkbox"/><br><input checked="" type="checkbox"/> | <p>3</p>  <input checked="" type="checkbox"/><br><input checked="" type="checkbox"/> | <p>4</p>  <input checked="" type="checkbox"/><br><input checked="" type="checkbox"/> |
| <p>5</p>  <input checked="" type="checkbox"/><br><input checked="" type="checkbox"/> | <p>6</p>  <input checked="" type="checkbox"/><br><input checked="" type="checkbox"/> | <p>7</p>  <input checked="" type="checkbox"/><br><input checked="" type="checkbox"/>  | <p>8</p>  <input checked="" type="checkbox"/><br><input checked="" type="checkbox"/> |

4. Listen and draw the pictures



|    |    |    |    |
|----|----|----|----|
| 1. | 2. | 3. | 4. |
| 5. | 6. | 7. | 8. |

5. Draw your table and school objects.



Self-assessment

Color the stars evaluating your work



| Oral expression                       |         |
|---------------------------------------|---------|
| I can listen and understand the words | ☆ ☆ ☆ ☆ |
| The lesson was easy                   | ☆ ☆ ☆ ☆ |

Para cortar y pegar

