5 Unit

READY FOR ACTION

LESSON 1

ACTIVITY A. *[Differentiated Activities (*) & (**) on p. 75]*

Vocabulary. Use the words in the box to fill in the paragraph which summarizes the dialogue you have listened to Pupil's Book, Listening, p. 62.

environmental	**recycle**	**hand**	**hold**	**persuade**
save	**organize**	**terrific**	**let**	**results**

Kostas' teacher suggested that his class should ..... a project on recycling.

So Kostas and his classmates are working on an .....
project at present. They are going to ..... out leaflets and brochures, as they want to ..... pupils at school to ..... paper, glass, aluminium and plastic. They aren't going to ..... an exhibition at school yet, but they intent to as they want to ..... our planet.

Mark finds Kostas' idea ..... and he wants to try it out with his class, too. At the same time, he wants Kostas to ..... him know about the ..... of his project.

ACTIVITY B. *[Differentiated Activity (**) on p. 76]*

Vocabulary. Match the phrases.

1. make
2. together
3. hold
4. collect
5. produce
6. worried
7. give out
8. take
9. let someone

a. recycling seriously
b. things for recycling
c. leaflets
d. a decision
e. know as soon as possible
f. a project
g. tons of rubbish
h. about environmental problems
i. an exhibition

✎ ACTIVITY C.

[Differentiated Activity (*) on p. 76]

Grammar: ***Present continuous,*** *going to, and* ***Future****: Choose.*

1. I think more people (travel) ..... through space in ten years' time.

2. What (you/do)..... this weekend?
Well, I don't know yet. You see, a friend of mine (have) ..... a birthday party and I'd love to go, but I (take) ..... a maths test on Monday and I really must study.

3. What (you/do)..... if your friend does not invite you to his party?
Well, I (be)..... pretty sad, I guess, but I (ask)..... him why.

4. Kostas' class (work on)..... an environmental project at the moment. They have made certain decisions.
From now on, all the pupils in his class (recycle)..... paper, glass, aluminium and plastic. At the same time, they (visit)..... the city Mayor and (ask) ..... to place some recycle bins around the city. Furthermore, they (plant) ..... some trees in the nearby forest. Do you think they (succeed)..... in helping save Earth?

✎ ACTIVITY D.

Georgia is going away for the weekend with her family. Look at the pictures and find out what she is going to do. Write sentences using the clues in the box.
e.g. She's going to visit the environmental center of Arcturos

visit / environmental center / Arcturos
take / photos
get information / by volunteers
see / bears
adopt / bear
buy / T-shirt

1. .....

2. .....

3. .....

4. .....

5. .....

✎ ACTIVITY E.

Recycling: Think before you throw your rubbish away!!!
Rearrange the letters to write the correct names of the things in the picture. What are these things made of? Put them in the appropriate Recycling boxes: things made of glass go into the GLASS BOX, things made of plastic go into the PLASTIC BOX, things made of paper go into the PAPER BOX and things made of metal go into the METAL BOX. As for vegetables and fruit, they go into the COMPOST BOX, as compost feeds the ground and helps trees and plants develop.

mcsoic **dc** **lodl** **onops**

nca **gmanizeas** **rca dloem** **lsapcit agb**

PAPER BOX	METAL BOX	PLASTIC BOX

COMPOST BOX	GLASS BOX

rwnppeaes **rja** **ooptatse** **oatomt**

uecttel **totleb** **nwowid**

(Adapted from Myles, J. (2001) Holidays and Special Days in the USA)

LESSON 2

✎ ***ACTIVITY A.***

RECYCLING – Yes, there is a lot we can do!

Of course we can help save our environment. Why don't you try and sort out the activities below in two columns? Decide which are the things you can do at home and write them under the first column. Then decide which ones you can do at school and write them under the second column. There are some which can be done both at home and at school. Write them in both columns. Make any necessary changes. Then draw a picture that can show one or more of these problems. Compare what you did with those of your classmates.

AT SCHOOL	AT HOME
We can	*We can*

- try to persuade/ classmates/teachers
- try to persuade /parents/family
- avoid using plastic forks/knives/plates, etc.
- collect used paper/newspapers/magazines/recycling
- put recycling bins/out/classrooms/teachers' room/playground.
- plant a tree/take care of it.
- bring/ food from home/ re-usable boxes.
- use re-chargeable batteries.
- use notebooks/made/recycled paper.

✎ ***ACTIVITY B.***

Protect the environment. Save energy!

How much energy can you save? Have you ever thought how much energy we spend at home every year? Here is some information that Greenpeace presents about how much energy we waste every year because we leave our appliances at the stand-by mode. Read the facts in the table below and try to find out how much money you could save every year, taking into account that the average cost is 0.086€/kWh (2005)

ELECTRIC APPLIANCES ON STAND-BY MODE	KWH / YEAR	COST €/YEAR
TV	193	16,60 €
Video	263	
DVD	131	
CD Player	61	
PC Screen	88	
Printer	70	
Scanner	53	
Microwave	105	
Washing machine	61	
TOTAL	.....	.....



Sourse: http://www.greenpeace.gr/green

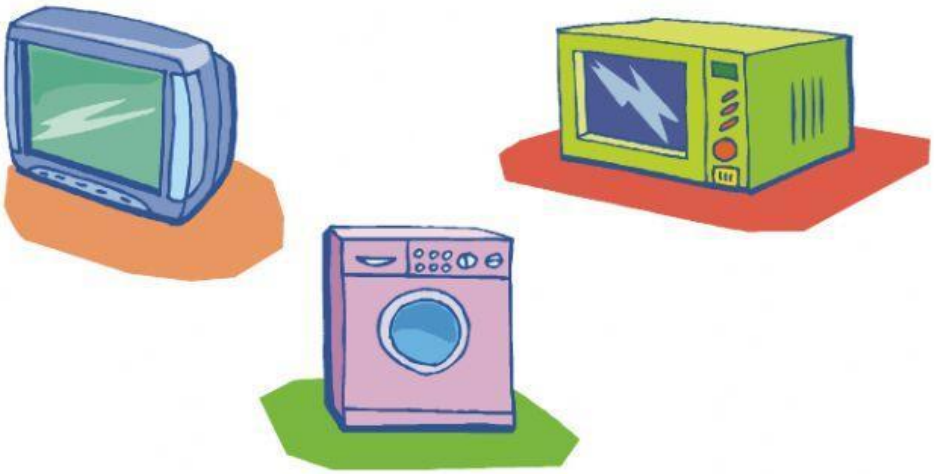

LESSON 3

ACTIVITY A.

Choose an issue and send your e-card including your slogan to a friend. Try to make him/her aware of the problem. Draw or stick a photo that shows the problem.

Take action now and send an e-postcard!

Send the e-card below to let your friends and family know about Passport and how they can get involved and make a difference.

Fill out the back of your postcard
and click "send NOW" to deliver your message.

<Your first name:>

<Your last name:>

<Your e-mail address:>

Draw or stick your photo here!