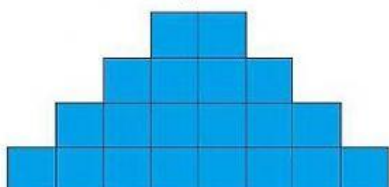


**DAILY TASK AREA AND PERIMETER**  
**PART II**  
**GRADE 3 – MS ANDINI OKKA W.**


*Please read the instructions carefully and write down the result on the box provided!*

1. Look at the picture!




The AREA of the shape is ... square tiles

2. Look at the picture!



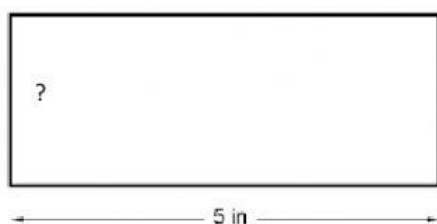
The AREA of the square is ... square tiles.

3. Look at the picture!



To complete the rectangle, we need to add ... more squares.

4. Look at the picture!



The AREA of the square is 10 inch- square. The width of the rectangle is ... inch

5. Look at the picture!



Mr Smith will tile the kitchen floor. If the floor is 3 meters wide and 5 meters long, how many 1 m<sup>2</sup> square tile will he need?