








KIDS 10

Let's make soup

Read the steps to make a soup. Match with its corresponding picture.

| | |
|--|---|
| 1. Get a pan | a.  |
| 2. Chop the carrots | b.  |
| 3. Mix green beans, onions and tomatoes. | c.  |
| 4. Put them in the pan. | d.  |
| 5. Add water. | e.  |
| 4. Heat the water up. | f.  |
| 5. Cook the ingredients all together. | g.  |