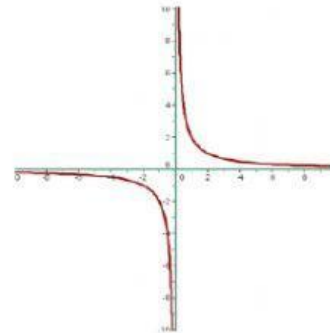
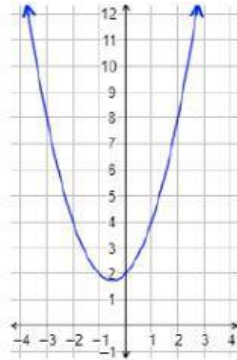
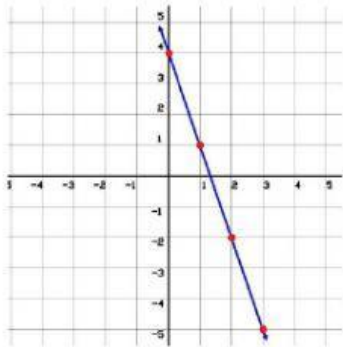
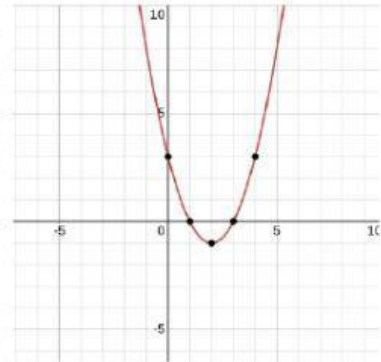
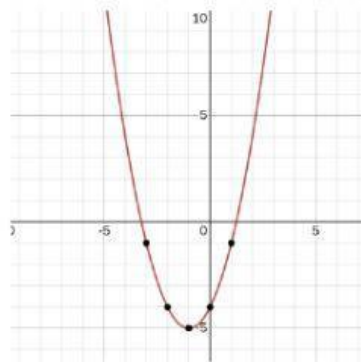
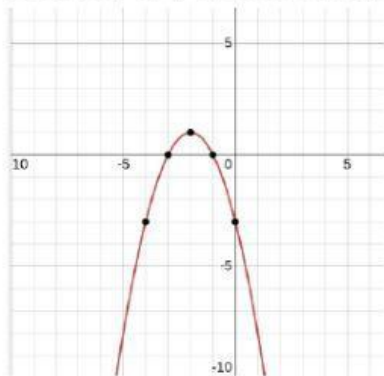


Di de qué tipo son las siguientes funciones



Coloca el vértice en la función que corresponda

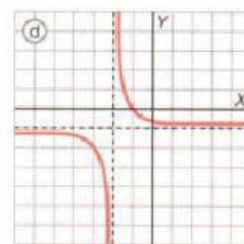
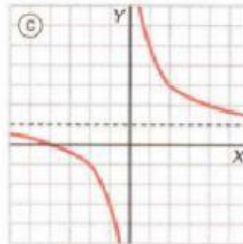
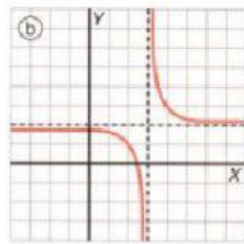
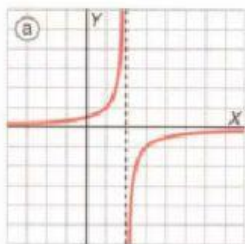


V(-2,1)

V(2,-1)

V(-1,-5)

Señala con flechas, qué ecuación corresponde con su gráfica



a) $y = \frac{4}{x} + 1$

b) $y = -1 + \frac{1}{x+2}$

c) $y = 2 + \frac{1}{x-3}$

d) $y = \frac{-1}{x-2}$