 ICM INSAN CENDEKIA MADANI	Unit 14 about Graphs	Name: _____	
		Class: _____	
		Date: _____	
		Teacher: _____	
<input type="checkbox"/> Pre-assessment <input checked="" type="checkbox"/> Independent Practice	<input type="checkbox"/> Individual Guided Practice <input type="checkbox"/> Formative Assessment	Marks 15	Grading

Let's practice.

Complete the following questions below.

1. This shopping list shows the items for Jim family.

- There are _____ types of items.
- There are _____ fish.
- There are _____ eegs.
- There are 3 more apples than _____.


Grocery List
















2		Bananas
5		Apples
3		Fish
3		Eggs
1		Milk

2. This table shows four types of ice cream flavor in the supermarket.

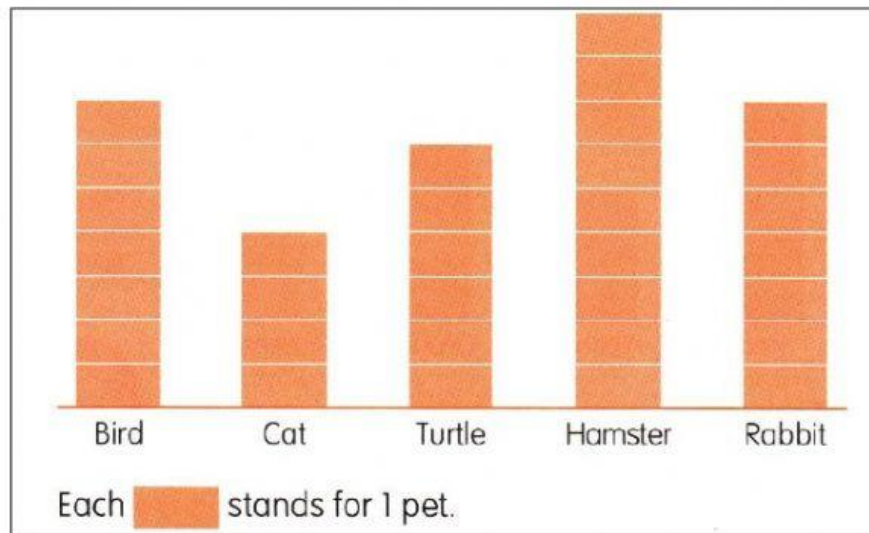
Types of ice cream flavor	Chocolate	Strawberry	Vanilla	Coffee
Number of ice cream flavor	5	4	4	2

- There are _____ strawberry in the supermarket.
- There are _____ fewer coffee than vanilla.
- There are as many _____ as strawberry.

3. This pictogram shows 4 types of enrichment program in the school.

Taekwondo	    
Art and Creativity	  
Drawing	 
Robotic	   
Each  stands for 1 student.	

- a. How many students are joining in taekwondo program? _____
 - b. There are _____ students who are joining drawing program.
 - c. There are _____ students who are following enrichment program altogether.
 - d. The least number of students follow _____ enrichment program.
4. The block graph shows the number of pets sold in a pet shop.



Complete.

- a. _____ turtle were sold.
- b. _____ more hamsters than cats were sold.
- c. _____ fewer cats than rabbits were sold.
- d. _____ birds and rabbits were sold altogether.