

TOPIC: AT HOME
Lesson 2











Exercise 1: Look, choose the words from the box and write:

singing	listening to music	cleaning	drinking
studying	flying a kite	playing chess	running















Exercise 2: Write: He- She- It- They

_____	_____	_____	_____	_____	_____	_____
_____	_____	_____	_____	_____	_____	_____
_____	_____	_____	_____	_____	_____	_____

Exercise 3: Look, read and write the answers:

<p>1. What are you doing?</p> <p>_____</p> 	<p>5. What is she doing?</p> <p>_____</p> 
<p>2. What is he doing?</p> <p>_____</p> 	<p>6. What are you doing?</p> <p>_____</p> 
<p>3. What she doing?</p> <p>_____</p> 	<p>7. What are they doing?</p> <p>_____</p> 
<p>4. What are they doing?</p> <p>_____</p> 	<p>8. What is he doing?</p> <p>_____</p> 

Exercise 4: Listen and tick (V) the correct picture.

1	<input type="checkbox"/> 	<input type="checkbox"/> 	<input type="checkbox"/> 
2	<input type="checkbox"/> 	<input type="checkbox"/> 	<input type="checkbox"/> 
3	<input type="checkbox"/> 	<input type="checkbox"/> 	<input type="checkbox"/> 
4	<input type="checkbox"/> 	<input type="checkbox"/> 	<input type="checkbox"/> 
5	<input type="checkbox"/> 	<input type="checkbox"/> 	<input type="checkbox"/> 