

Part 5

Read the text below and choose the best answer A, B, C or D for Questions 1 to 7.

GREEN THUMB GARDENING

Green Thumb's NEW Nutrient Solution

Join the latest gardening craze – a super-easy way to grow plants indoors without soil!

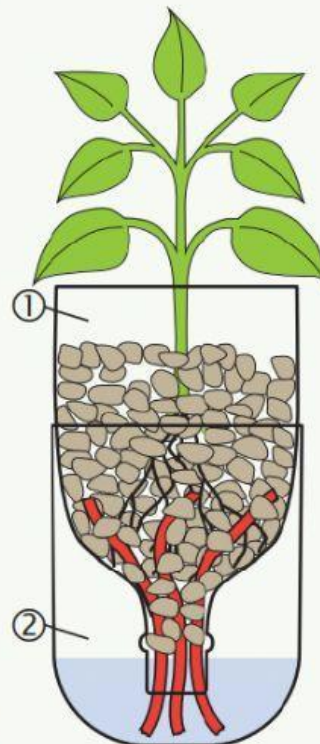
- No weeds
- No insects
- No over-watering
- No gardening skills required

All you need is the new **Green Thumb's Nutrient Solution**. Pick up your free sample* by March 31 when shopping at Green Thumb Gardening Dubai.



Make a bottle garden with our Nutrient Solution:

1. Remove the cap from a **large plastic bottle**. Cut the bottle in half.
2. Put the top half of the bottle (①) upside down into the bottom half (②).
3. Hold **three thin fabric strips** (e.g. from old clothing) inside the top half while pushing the other ends through the small opening.
4. Half-fill the top with **small stones** while holding onto the fabric strips.
5. Take a small plant and gently rinse its roots to remove the soil. Put it on the stones with the roots touching the fabric strips. Add more stones to keep the plant in place.
6. Mix one teaspoon of **Green Thumb's Nutrient Solution** with $\frac{1}{2}$ litre of water.
7. Pour half the mixture into your bottle garden. Make sure the bottom ends of the fabric strips sit in the mixture so that the mixture can reach the plant's roots.
8. Put the bottle garden in a sunny spot. As your plant grows, add more of the mixture as needed.



* with any purchase over AED 150

Reading

1. Look at the bullet point list (•) at the start of the text.

What is its purpose?

A to give a warning

B to list ingredients

C to show advantages

D to explain a process

2. Look at the last bullet point in the list. Which word means the same as "required"?

A used

B needed

C learned

D practiced

3. Look at paragraph 3. "Pick up your free sample* by March 31"

What is the purpose of the * here?

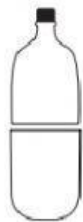
A to show that a word is missing

B to show that it is the start of a list

C to focus on the words "free sample"

D to tell you there is more information

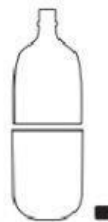
4. Look at the bottle garden instructions. Which picture shows the bottle at the end of Step 1?



A



B



C



D

Reading

5. In Step 4, why do you only "Half-fill the bottle top with small stones"?
- A so you can add soil to it
 - B so you can put the plant in
 - C so you can fill it up with water
 - D so you can reach the small opening
6. What is the purpose of the fabric strips?
- A to keep the stones dry
 - B to protect the plant roots
 - C to bring water to the plant
 - D to stop the stones from falling out