

I. Look, read and choose the correct word.

Example:

1. He is

(A) sad

B. happy

C. hungry



2. This is my

A. mom

B. dad

C. grandpa



3. He is

A. thirsty

B. hungry

C. hot



4. These are my

A. shorts

B. socks

C. shoes



5. This is a

A. dress

B. shirt

C. hat



II. Read and put a tick (✓) or a cross (X) .

Example:





1.



He is my dad .



He is sad.

		2. She is hot. <input type="checkbox"/>
		3. There are eleven (11) socks. <input type="checkbox"/>
		4. He is hungry. <input type="checkbox"/>
		5. These are her socks. <input type="checkbox"/>

III. Read and choose: Yes / No.

Example:

1. Is she happy?



Yes / No

			
2. Is this your grandpa?		3. These are seven dresses.	
Yes / No		Yes / No	

