















Class A carried out surveys about children's favourite things.

Sport	Number of Children
Football	      
Rugby	  
Tennis	
Hockey	 

Key








= 2 children

The most popular sport was _____.


_____ children chose hockey.

_____ more children chose football than rugby.

_____ children were included in the survey.

  			 
Orange Juice	Milk	Water	Lemonade

Key




= 5 children

What was the least popular drink? _____

How many children chose water and lemonade altogether? _____

What could the title of this pictogram be?

Ice Cream Flavour	Number of Children
Chocolate	 
Vanilla	 
Strawberry	 
Salted Caramel	    

Key




= 10 children

True or False?

15 children chose chocolate. _____

50 children chose strawberry and salted caramel altogether. _____

Favourite Fruit




Answer the following questions.

What is the favourite fruit? _____

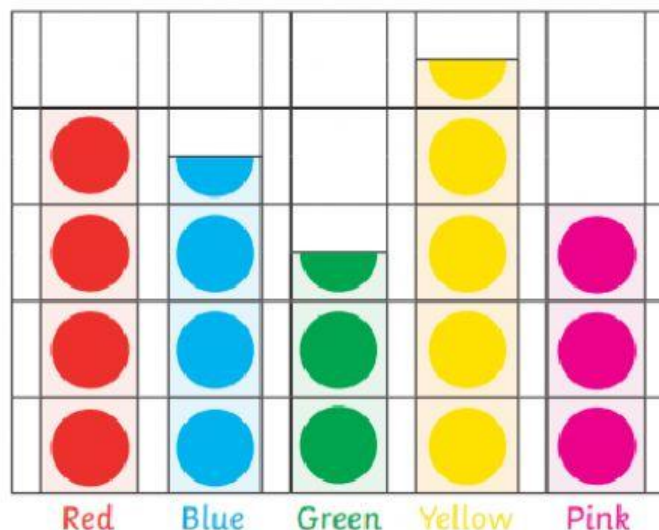
How many children chose apples as their favourite fruit? _____

How many more children chose bananas than grapes, as their favourite fruit? _____

How many children chose apples or pears as their favourite fruit? _____



Favourite Colour



Answer the following questions.

What is the least favourite colour? _____

How many children chose yellow as their favourite colour? _____

How many fewer children chose green than blue as their favourite colour? _____

How many children chose pink and red as their favourite colour? _____