

Dear Student,


this is your English workbook for week ten.

Have a look at the video. I will introduce this week's plan.

The deadline for this online workbook is **Friday 22nd of May, 6 pm.**



- 1 Watch the video about *some* and *any*. Fill out the exercise below.



Rules for *some* and *any*:

SOME IS USED IN

ANY IS USED IN

ANY IS USED IN

SOME IS USED WITH

1. EX. WOULD YOU LIKE SOME COFFEE? USE OFFER
2. BUT I HAVE CATS. USE
3. NO, I DON'T HAVE CHILDREN. USE
4. I HAVE FRIENDS. USE
5. SIR, WOULD YOU LIKE WINE? USE
6. COULD YOU GIVE ME SUGAR? USE
7. OH NO! I DON'T HAVE FOOD! USE
8. EXCUSE ME - COULD I PLEASE HAVE MILK? USE
9. DO YOU HAVE EGGS? USE
10. I LIKE TO DO EXERCISE THREE TIMES A WEEK. USE

- 2 Fill out the exercise below. What do Dan and Jo need to make these things write sentences with *some* and *any*.

1 tea:



*They need some tea and some milk. They don't need any*

2 fish and chips:



3 fruit salad:



4 cheese sandwiches:



- 3 Dan and Jo are at the supermarket. They're doing the shopping for the weekend. Complete the dialogue with *some* and *any*.

Jo — We need some bananas.

Dan — Yes, and we haven't got oranges.

Jo — Yuck, I hate oranges. Let's get apples.

Dan — And we have to get Dad's computer magazine. Did you see magazines when we came in?

Jo — They haven't got here. Let's ask that assistant. Maybe she knows where we can get

Dan — And remember: we have to buy glue for school.

Jo — School, school, school – it's always the same! I'd like to get posters!

We haven't got new ones in our room.

Dan — You and your posters! We still need bread. Have we got sausages at home?

Jo — I don't know. But you had yesterday.

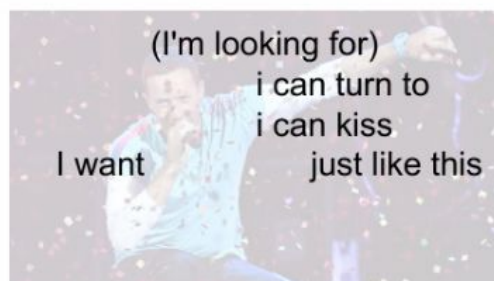
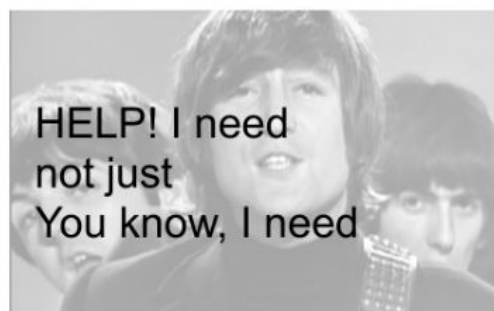
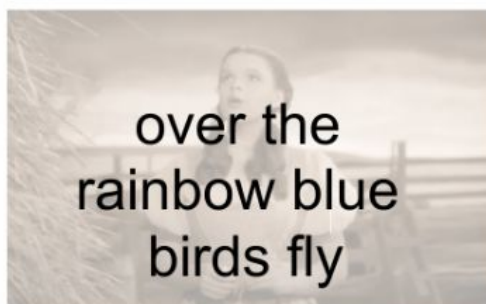
- 5 Watch the video and do the exercises. Do you remember the lyrics of the songs? Have a look at the rules first.



Rules for compounds with *some* and *any*:

We use *something, somebody and somewhere* in affirmative statements, offers and requests.

We use *anything, anybody and anywhere* in negative statements and questions.



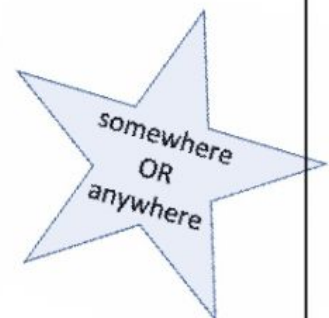
1. I know who is 100 years old.
2. There is at the door.
3. Did call?
4. There wasn't at home.
5. I think there is in the bushes.
6. I won't tell about your secret.
7. I didn't know the way, so I had to ask .
8. Has seen my keys?
9. I would not give my bike to .



1. Is there I could do for you?
2. There is in your hair.
3. He said stupid.
4. Did you buy ?
5. There isn't in the fridge.
6. Do you know about Ireland?
7. I couldn't see in the dark.
8. Bob asked her .
9. I haven't heard of Sue for ages.



1. Have you seen my necklace ?
2. The restaurant must be around here.
3. My friend lives in Spain.
4. I cannot find my glasses .
5. Did you travel last weekend?
6. We have been near London.
7. Is Jane around?
8. I haven't seen her .
9. Have you parked your car near?

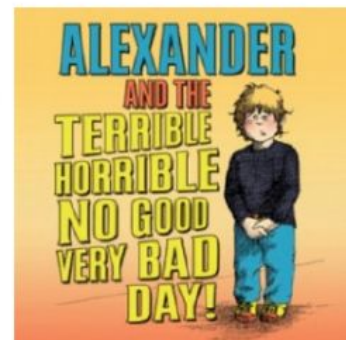




- 6 Remember Sophie when she talked about her „awful day“? Think about a really bad day you had. You can also invent one. Narrate what happened in a minimum of 80 words. You can pick some words from the box to help you.

Awful terrible horrible rude boring nervous worried scary lazy grumpy selfish  
silly unkind mean naughty irresponsible picky impolite dishonest fearful envious  
furious irritable lonely bored annoyed angry nasty upset  
Really completely so very absolutely extremely totally quite

## An awful day



- 7 Listen to the song about irregular verbs. Complete the list below. If you need further help look at the list on page 220/221 in your text book.

infinitive	simple past form
to ride	rode
to ring	
to speak	
to forgive	
to buy	
to sell	
to write	
to sleep	
to draw	
to grow	
to swim	
to sink	
to wake	
to run	
to eat	
to begin	

- 8 Create a new setcard on Quizlet with the name „IrregularVerbs\_yourname“. Write those 16 verbs in the setcard. Write first the infinitive form, then the simple past. (Have a look at the example below. Don't forget to add it to our class).

### Quizlet

to ride, rode

montar

TÉRMINO


INGLÉS

DEFINICIÓN

ESPAÑOL

9

Have a look at the Weekly plan and write „done“ next to the tasks that you did. Also tick (x) the box if you have found the exercises „easy“, „okay“ or „difficult“. At the end there is space for some open questions that you can fill out.

 <b>Alexander von Humboldt</b> Name Student:	<b>English Department</b>	<b>Grade: 6th</b>	<b>Teacher: LUE</b>	
<b>Date Assigned: May 18</b> <b>Due Date: May 22 at 6 pm</b>				
<b>Task:</b>	<b>This task was for me...</b>			<b>DONE</b>
1. REVISION: some and any	easy	okay	difficult	
2. Compounds with some and any	easy	okay	difficult	
3. Writing	easy	okay	difficult	
4. REVISION: Simple Past Irregular	easy	okay	difficult	
I have problems with....				
I have a question about...				
I want to tell my teacher that...				