


# Test theme 1: Hello

Time: 45 minutes

1

Listen and draw lines. There is one example.



2

Read the question. Listen and write a name or a number.  
There are two examples.



Examples

What's the girl's name?

Amy

Where's the girl from?

Green wood

Questions

① What's the boy's name?

\_\_\_\_\_

② Where's the boy from?

\_\_\_\_\_ Town  
 **LIVEWORKSHEETS**

3

Listen and tick (✓) the box. There is one example.

Example

What does the teacher say?

A ☐B ☒C ☐Questions

① What does the teacher say?

A ☐B ☐C ☐

② Where's the boy from?



Maple City

A ☐

River Town

B ☐

Greenwood

C ☐

4

Look and read. Put a tick ( ✓ ) or a cross ( ✕ ) in the box.  
There are two examples.

Examples



He's from River Town.



He's nine years old.



Questions

①



She's ten years old.



②



He's from Greenwood.



**5** Look and read. Write Yes or No.



**Examples**

The teacher says: "Hands up, please".

Yes \_\_\_\_\_

The teacher says: "Stand up, please".

No \_\_\_\_\_

**Questions**

① The teacher says: "Be quiet, please".

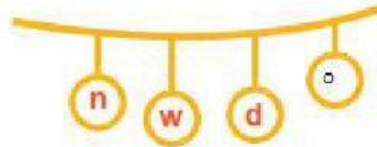
\_\_\_\_\_

② The teacher asks: "What letter is this?"

\_\_\_\_\_

6

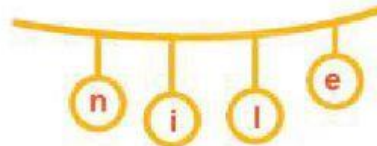
Look at the pictures. Look at the letters. Write the words.

Examplesit d o w nQuestions

①



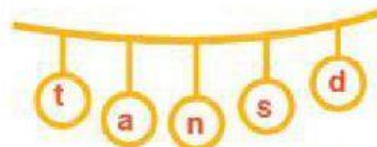
make a \_ \_ \_ \_



②



\_ \_ \_ \_ up



7

Read this. Choose a word from the box. Write the correct word next to numbers 1-2. There is one example.

## Toby



Hello. My name is Toby. I'm from (1)\_\_\_\_\_.

I'm (2)\_\_\_\_\_ years old. Nice to meet you!

### Example



Toby



seven



home



Greenwood



8

Look at the pictures and read the questions.  
Write the answers.



### Examples

What's the boy's name?

Toby

Where's he from?

Greenwood



### Questions

① What's the boy's name?

\_\_\_\_\_

② Where's he from?

\_\_\_\_\_