SHAPES

(BENTUK)

Indikator :

- Anak-anak dapat mengenal nama-nama bentuk dua dimensi dan tiga dimensi.
- Anak-anak dapat menganalisis bentuk-bentuk benda di luar.

Look at the picture below, and then read the words carefully!

(Lihatlah gambar-gambar dibawah ini, dan kemudian bacalah kata-katanya dengan seksama)



SQUARE
persegi



TRIANGLE
segitiga



RECTANGLE
Persegi panjang



CIRCLE
lingkaran



OVAL
oval



PARALLELOGRAM
Jajar genjang



TRAPEZOID
trapesium



RHOMBUS
Belah ketupat

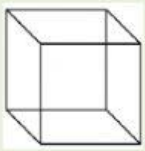

CUBE
kubus



CONE
kerucut



PYRAMID
limas



ROUND
bulat

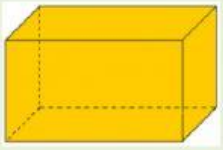

BLOCK
balok

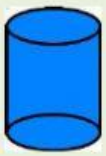

CYLINDER
tabung

LIVEWORKSHEETS

ENGLISH ASSIGNMENT!

Do as the example!
(Kerjakan seperti contoh)

Example : **What is the shape of a coin?** (Seperti apa bentuk dari uang koin?)



It is circle (Ini lingkaran)

1. Beni : What is the shape of a drum?

   Rio : It is _____ 

2. Eko : What is the shape of a dice?

   Putra : It is _____ 

3. Lala : What is the shape of a birthday cap?

   Zizi : It is _____ 

4. Doni: What is the shape of a stamp?

   Surya : It is _____ 

5. Nana : What is the shape of a clock?

   Silvi : It is _____ 

LIVEWORKSHEETS

Read the text carefully!
(Bacalah bacaan ini dengan seksama!)

THINGS AND THEIR SHAPES

After arriving at school, Tony gets into his classroom. The first lessonin Tony's class is Mathematic. His Mathematics teacher asks to identify the shapes of things in the class. He must find things in the class with certain shapes like square, circle, rectangle, cube, block, etc. he finds that shape of a blackboard is rectangle, he also knows that a clock is circle, a triangle ruler is triangle, a blackboard eraser is block, and a globe is round. He is very happy to know their shapes.

1. What does Tony do after arriving at school?

2. Is Mathematics the first lesson in Tony's class?

3. Mention the shapes in the text above!

4. Is the shape of globe is circle?

5. What is the shape of a blackboard?

LIVEWORKSHEETS