Bahagian A
Section A

1 Rajah 1 menunjukkan satu simbol.
Diagram 1 shows a symbol.

Rajah 1/*Diagram 1*

Sebuah botol yang mengandungi suatu bahan dilabel dengan simbol seperti yang ditunjukkan dalam Rajah 1. Apakah maksud simbol itu?
A bottle containing a substance is labelled with the symbol as shown in Diagram 1. What is the meaning of the symbol?

A Merengsa
Irritant

B Beracun
Poisonous

C Mudah terbakar
Flammable

D Mudah meletup
Explosive

2 Jadual 1 menunjukkan nilai dan imbuhannya.
Table 1 shows the value and its prefix.

	Nilai/*Value*	**Imbuhan/*Prefix***
P	10000	mega *mega*
Q	0.001	senti *centi*
R	0.001	mili *milli*
S	0.00001	mikro *micro*

Jadual 1/*Table 1*

Pasangan imbuhan dan nilainya yang manakah dalam Jadual 1 adalah betul?
Which pairs of prefix and its value in the Table 1 is correct?

A P
B Q
C R
D S

3 Antara yang berikut, yang manakah **bukan** sikap yang betul apabila menjalankan penyiasatan saintifik?
Which of the following is **not** *a correct attitude when carrying out a scientific investigation?*

A Rekod semua data dengan tepat
Record all the data accurately

B Mengubah data supaya hipotesis adalah benar
Change the data so that the hypothesis is true

C Mengikuti prosedur dan arahan yang diberikan
Following the procedures and instructions given

D Membuat kesimpulan selepas menganalisis data yang dikumpul
Make a conclusion after analysing the data collected

4 Antara alat berikut, yang manakah sesuai digunakan untuk mengukur panjang garis lengkung?
Which of the following tools is suitable used to measure the length of a curve?

A Opisometer
Opisometer

B Pembaris meter
Metre rule

C Angkup vernier
Vernier callipers

D Tolok skru mikrometer
Micrometer screw gauge

5 Antara proses berikut, yang manakah akan terjejas jika jantung tidak berfungsi dengan baik?
Which of the following processes will be affected if the heart does not function well?

A Peristalsis
Peristalsis

B Peredaran darah
Blood circulation

C Pembiakan
Reproduction

D Perkumuhan bahan buangan
Excretion of wastes

Scanned with CamScanner
LIVEWORKSHEETS

6 Maklumat berikut menunjukkan satu peringkat organisasi sel.
The following information shows a level of cellular organisation.

Sel → Tisu → Organ → Y → Organisma *Cell → Tissue → Organ → Y → Organism*

Antara yang berikut, yang manakah adalah contoh bagi Y?
Which of the following is an example of Y*?*

A Kulit
Skin

B Jantung
Heart

C Sel darah putih
White blood cell

D Sistem saraf
Nervous system

7 Rajah 2 menunjukkan sejenis tisu yang terdapat pada kulit manusia.
Diagram 2 shows a type of tissue found in the human skin.

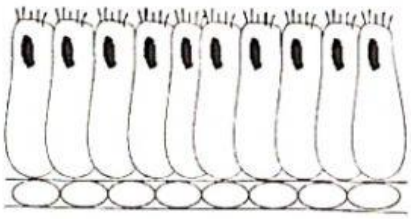

Rajah 2/*Diagram* 2

Apakah fungsi tisu ini dalam badan manusia?
What is the function of this tissue in the human body?

A Menghubungkan pelbagai jenis tisu.
Connects various sets of tissues.

B Menyebabkan pergerakan oleh pengecutan.
Causes movement by contraction.

C Melindungi sel-sel yang berada di bawahnya.
Covers the cells that lie beneath it.

D Bergerak balas terhadap rangsangan dan menghantar impuls.
Responds to stimuli and transmits impulses.

8 Antara pasangan sel dan fungsinya berikut, yang manakah betul?
Which of the following pairs of cell and its function is correct?

	Sel/*Cell*	Fungsi/*Function*
A	Sel darah merah *Red blood cell*	Menyimpan lemak *Stores fat*
B	Sel saraf *Nerve cell*	Membawa impuls saraf antara bahagian badan yang berlainan *Carries nerve impulses between different body parts*
C	Sel otot *Muscle cell*	Melindungi badan daripada penyakit *Protects the body against disease*
D	Sel darah putih *White blood cell*	Memberikan sokongan pada badan *Gives support of the body*

9 Rajah 3 menunjukkan sekumpulan murid melakukan senaman.
Diagram 3 shows a group of students doing exercise.

Rajah 3/*Diagram* 3

Apakah yang terjadi pada suhu badan mereka selepas bersenam?
What happens to their body temperature after exercising?

A Meningkat
Increases

B Menurun
Decreases

C Kekal sama
Remains the same

D Berterusan meningkat
Continues to increases

Scanned with CamScanner
LIVEWORKSHEETS

10 Antara aktiviti berikut, yang manakah boleh menurunkan suhu badan?
Which of the following activities can reduce the body temperature?

A Membaca buku
Reading book

B Minum air
Drinking water

C Berlari
Running

D Mendaki gunung
Climbing a mountain

11 Mengapakah badan kekurangan oksigen semasa melakukan aktiviti cergas?
Why does the body lack of oxygen while carrying out a vigorous activity?

A Karbon dioksida telah diserap oleh badan
Carbon dioxide is absorbed by the body

B Kadar bekalan oksigen menjadi sedikit
The rate of oxygen supply becomes low

C Kadar pertukaran oksigen dan karbon dioksida menjadi perlahan
The rate of exchange of oxygen and carbon dioxide becomes slow

D Kadar penggunaan oksigen oleh sel melebihi kadar bekalan oksigen kepada sel
The use of oxygen by the cells exceeds the rate at which oxygen is supplied to the cells

12 Antara aktiviti berikut, yang manakah menunjukkan kadar denyutan nadi paling laju?
Which of the following activity shows the fastest pulse rate?

A

B

C

D

13 Rajah 4 menunjukkan tumbuhan menjalani transpirasi.
Diagram 4 shows a plant underdoing transpiration.

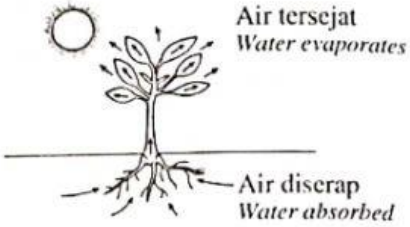

Rajah 4/*Diagram 4*

Bagaimanakah transpirasi boleh menyejukkan tumbuhan?
How transpiration cool the plant?

A Air diserap oleh tumbuhan
Water is absorbed by the plant

B Menyerap haba semasa cuaca panas
It absorbs heat during hot weather

C Menyingkirkan haba dalam tumbuhan semasa air menyejat
It removes heat from the plant when water evaporates

D Air yang berlebihan dalam tumbuhan dibebaskan ke udara
The excess water in the plant is released to the air

14 Antara faktor berikut, yang manakah diperlukan untuk percambahan biji benih yang biasa?
Which of the following factors is required for the normal germination of seeds?

A Cahaya dan air
Light and water

B Suhu dan garam mineral
Temperature and mineral salts

C Air dan suhu
Water and temperature

D Udara dan garam mineral
Air and mineral salts

15 Antara organ pembiakan wanita berikut, yang manakah menghasilkan ovum?
Which of the following female reproductive organ produce ova?

A Serviks/*Cervix*
B Ovari/*Ovary*
C Plasenta/*Placenta*
D Tiub Falopio/*Fallopian tubes*

Scanned with CamScanner
LIVEWORKSHEETS

16 Antara yang berikut, yang manakah benar tentang gamet pembiakan perempuan?
Which of the following about the female reproductive gamete are correct?

I Sel yang paling besar dalam badan perempuan
It is the largest cell in the female body

II Berbentuk sfera
It is spherical in shape

III Dihasilkan oleh testis
Produced in the testis

IV Boleh bergerak sendiri
Can move on its own

A I dan II/I *and* II
B III dan IV/III *and* IV
C II dan III/II *and* III
D I dan IV/I *and* IV

17 Rajah 5 menunjukkan beberapa jenis pil pencegah hamil.
Diagram 5 shows a few types of birth control pills.

Rajah 5/*Diagram* 5

Bagaimanakah pil pencegah hamil mencegah kehamilan pada wanita?
How do birth control pills prevents pregnancy in women?

A Menghentikan penempelan embrio
Stop the implantation of embryo

B Mencegah penghasilan ovum
Prevent production of ovum

C Membunuh sperma yang memasuki uterus
Kill sperms that enter the uterus

D Menghalang sperma daripada berenang
Block sperms from swimming

18 Maklumat di bawah menerangkan tentang bahan P.
The information below describes the material P.

> Zarah-zarah bahan P adalah sukar untuk dimampatkan.
> *The particles of substance* P *are hard to compress.*

Apakah yang mewakili bahan P?
What represents the substance P*?*

A Nitrogen
Nitrogen

B Minyak masak
Cooking oil

C Oksigen
Oxygen

D Karbon dioksida
Carbon dioxide

19 Mengapakah elektrik, cahaya dan bunyi **tidak** dianggap sebagai jirim?
Why do electric, light and sound are **not** *considered as matter?*

A Memenuhi ruang
They occupy space

B Tidak mempunyai jisim
They do not have mass

C Bergerak ke semua arah
They move in all direction

D Tidak boleh menyerap haba
Cannot absorb heat

20 Rajah 6 menunjukkan susunan zarah-zarah dalam bahan Z.
Diagram 6 shows the arrangement of particles in substance Z.

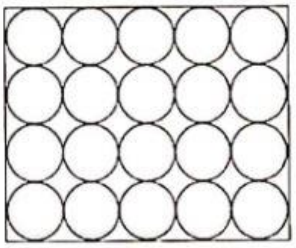

Rajah 6/*Diagram* 6

Antara yang berikut, yang manakah mungkin bahan Z?
Which of the following can be substance Z*?*

A Cermin
Mirror

B Jus epal
Apple juice

C Oksigen
Oxygen

D Monoksida
Monoxide

Scanned with CamScanner
LIVEWORKSHEETS