

Test

Time: 30 mins

Name:

Class: Sky 2

Date: July 18th, 2021.




Mark	Teacher's remark

*** Objective:**

- Check up Ss vocabularies & sentences of Smart English B2 :(zoo)

Exercise 1. Listen and circle. There is one example for you. (3pts)

Ex

1





2



3



4



5




6




Exercise 2. Listen and color the correct picture. (2pts)


1.




2.




3.



4.




5.




Exercise 3: Look at the picture and circle the right letter. (2pts)


Ex: ...ing

	k
	l
	b


1.onkey

	o
	m
	h


4. ...angaroo

	k
	p
	e


2.iger

	p
	t
	g


5.orilla

	f
	t
	g

3.ion


	p
	l
	a



6. ippo



	h
	o
	m


Exercise 4: Look at the picture and circle answer .(3Pts)

Ex.

	
<input checked="" type="radio"/> kick	<input type="radio"/> leaf

	
<div>1.bat</div> <div>jigsaw</div>	<div>2.lion</div> <div>ostrich</div>

	
<div>3. lion</div> <div>dog</div>	<div>4. horse</div> <div>cow</div>

	
<div>5. tiger</div> <div>iguana</div>	<div>1. king</div> <div>kick</div>

Key test

Exercise 1. Listen and circle. There is one example for you. (3pts)


Ex: king

1. I see a leaf.
2. I see a kangaroo
3. I see a camel
4. I see an elephant
5. I see a hippo
6. I see a sandwich


Exercise 2. Listen and color the correct picture. (2pts)

.

1.(green leaf)

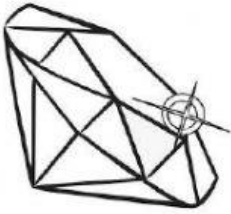



2.





(yellow tiger)



3.

	 (black camel)
---	--

4.


 (yellow guitar)	
--	--

5.


 <small>WWW.TINKANKIND.COM COPYRIGHT © 2011 DUTCHMAN AND SANCHEZ PRESS, LLC</small> (blue monkey)	
--	---

Exercise 3: Look at the picture and circle the right letter. (2pts)


Ex: ...ing

	<div style="border: 1px solid black; border-radius: 50%; width: 40px; height: 40px; display: flex; align-items: center; justify-content: center; margin: 0 auto;">k</div>
	<div style="border: 1px solid black; width: 40px; height: 40px; display: flex; align-items: center; justify-content: center; margin: 0 auto;">l</div>
	<div style="border: 1px solid black; width: 40px; height: 40px; display: flex; align-items: center; justify-content: center; margin: 0 auto;">b</div>


1.....onkey



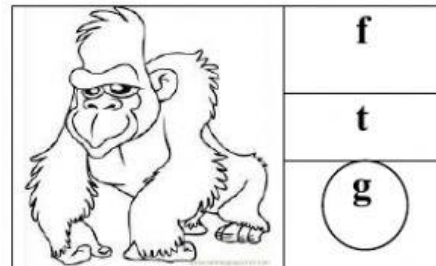
2 ...angaroo




3.....iger




4.orilla



5....ion










6. ippo



Exercise 4: Look at the picture and circle answer .(2Pts)

Ex.



 <div> <div>1. bat</div> <div>jigsaw</div> </div>	 <div> <div>2. lion</div> <div>ostrich</div> </div>
 <div> <div>3. lion</div> <div>dog</div> </div>	 <div> <div>5. horse</div> <div>cow</div> </div>
 <div> <div>5. tiger</div> <div>iguana</div> </div>	 <div> <div>2. king</div> <div>kick</div> </div>

Exercise 5: Ask and answer the questions. (1pt)

1. What animals do you like? I like tiger.
2. What do you see? I see a monkey.
3. What do you see at the zoo ? I see many animals.