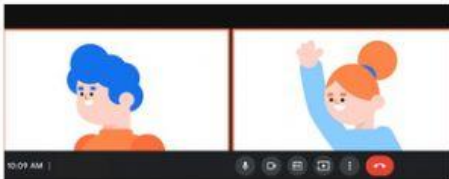


GOOGLE MEET EXERCISE

Connect the pictures to their definitions.



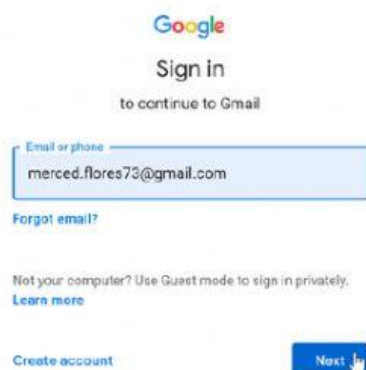
Log into your Google account.



Once you've joined the call, you'll see your video tile as well as the tiles of the people you're chatting with on your desktop screen.




On the bottom toolbar, click the three dots icon. A pop-up menu appears showing other features. We'll talk more about Settings later in this lesson.



Hover your mouse over the Google Meet window to make the bottom toolbar appear. When you're ready to end the video call, click the red Leave call icon.



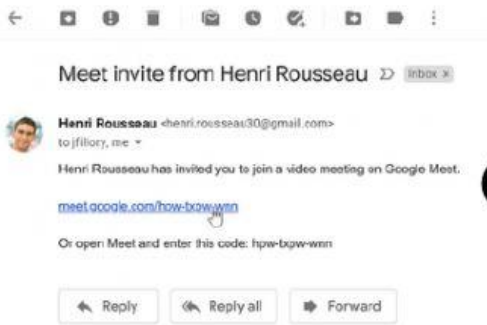
If you received a Google Calendar invite, click the event to see more information. Then click the Join with Google Meet button.



Navigate to the right-hand corner of the bottom toolbar. You can see written messages by clicking the chat icon.



In Audio, you can Test your speakers to make sure they're working properly. Double-check Settings if you find yourself unable to hear who you are talking to.



If you're using Chrome as your browser, you can also click the visual effects icon in the lower right corner. This will allow you to blur your background, or use a style filter.



From the email invitation, click the link to the Google Meet.

