



Ordering Angles

Aim: I can order angles.

Order these angles from smallest to largest. Write them in the right order in the boxes.

1. a)



b)



c)



d)



--	--	--	--

2. a)



b)



c)



d)

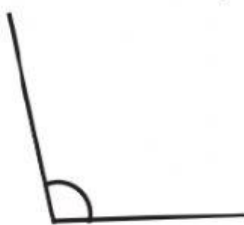


--	--	--	--

3. a)



b)



c)



d)

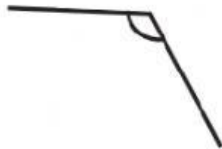


--	--	--	--

4. a)



b)



c)



d)



--	--	--	--

5. a)



b)



c)



d)



--	--	--	--

6. a)



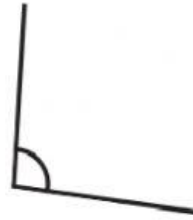
b)



c)



d)



--	--	--	--

Challenge yourself.

Complete in your copybook.

Order these angles from smallest to largest. In each question, draw an angle 'e' to go in the place marked 'e' in the answer box.

1. a)



b)



c)



d)



e)

		e		
--	--	---	--	--

2. a)



b)



c)



d)



e)

e				
---	--	--	--	--