



**TASK 3. Listen to the dialogues. Which picture best describes each dialogue?  
Then, write the expressions of congratulation based on the recording.**


**Dialogue 1**




**Dialogue 2**




**Dialogue 3**



**Dialogue 4**



### Dialogue 5



*Adopted from: Pathway to English for SMA/MA Grade X Book*

### **INSTRUKSI PENGUMPULAN TUGAS:**

- Jika Sudah selesai, klik **FINISH**
- Pilih **EMAIL MY ANSWER TO MY TEACHER**
- Lalu isi Full Name dengan **NAMA LENGKAP**
- Isi Group/Level sesuai **KELASMU**
- Isi School Subject dengan **ENGLISH**
- Dan isi Email Address: **windycitranegara@guruinovatif.com**