Unit 2 Angles in Real Life and Estimating

Learning Focus: To identify the features of an angle and identify angles in real life.

KEY WORDS
protractor
measure
measure of a turn
degrees
ray
arm
vertex
acute angle
obtuse angle
right angle
reflex angle

What is an angle?

An angle is a measure of a turn between two lines. The curved **red** line shows the measure of the turn between the two lines.

The two black lines are called ***rays***. They can also be called ***arms***.

The point where the two rays / arms meet is called the **vertex**.

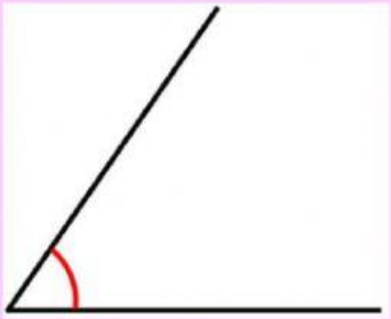

The curved, red line shows the measure of the turn between the two lines (or rays / arms). This is the **angle**.

Where can we see angles in real life?

Angles are all around us. Here are some examples.

Builders use windows and doors to make sure walls, windows and doors are vertical and straight.

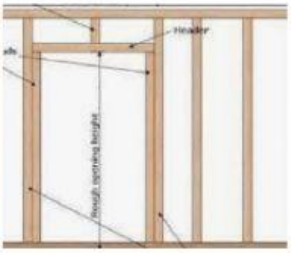

What angle is used in all of these images? **145°** **60°** **90°** **30°**

LIVEWORKSHEETS

Builders also use angle to create the pitch for a roof.

What is the approximate pitch of these rooves? **145°** **60°** **90°** **30°**

Estimate the size of the angle.

Mark your answer with a X

Q1a.

The angle is approximately:

90° 120°

180° 135°

Q1b.

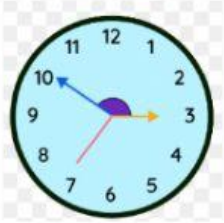

The angle made by the hands of the clock:

90° 120°

80° 150°

Q1c.

The largest angle in the coat hanger:

90° 110°

70° 150°

Q1d.

The angle of the crocodile's mouth:

90° 110°

70° 40°

Q1e.

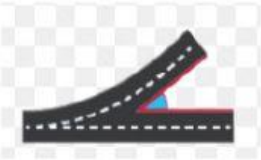

The angle of the road intersection:

90° 30°

50° 100°

Q1f.

The angle of skateboard and leg:

90° 30°

50° 100°

LIVEWORKSHEETS

Q1g.

The angle of the fan:

90° 30°

155° 100°

Q1h.

The angle made by the hour and minute hand:

90° 60°

80° 30°

Q1i.

The angle of the watermelon wedge:

90° 60°

80° 30°

Q1f.

The angle of the stairs:

90° 60°

135° 170°

In your math books.

Draw and angle and label it's components.

Use the words RAY ANGLE and VERTEX

Use the magazines to find pictures that show angles.

Use a ruler to draw of the angle with a marker or felt pen.

Paste the image into your book.

Measure and record the size of the angle.

LIVEWORKSHEETS