









Name \_\_\_\_\_

M-5-17-D

Use the tally-mark data to complete the Chart by filling in the frequency (Frequency is the total)

Animals	Tally Marks	Frequency
 Tiger		_____
 Giraffe		_____
 Elephant		_____
 Deer		_____



count by fives when you see these



count by ones when you see these

Parents, siblings, helpers,

Please take a minute to fill out this "Exit Slip" to help us assess the level of understanding for this assignment.

- 1 - Student needed to have the answers fed to them.
- 2- Student needed a lot of help to arrive at the correct answer.
- 3- Student needed just a little help to arrive at the correct answer.
- 4- Student completed the task independently. (Technical issues aside)

Enter a number here \_\_\_\_\_

Relationship to the student \_\_\_\_\_

Questions? Comments? (use this space)

---

Thank You - Remember: "Email my answers to my teacher"