

**EXERCISE 1** – Open your Class Book on page 24, look at the pictures. *What do you see? Atver savu MG 24, apskati attēlus. Ko tu redzi?*

**EXERCISE 2** – Listen and follow along the text. Read the text aloud afterwards. *Klausies un seko līdz tekstam. Pēc tam skaļi izlasi tekstu vēlreiz.*



**EXERCISE 3** – Read the questions and answer: YES or NO. *Izlasi jautājumus un atbildi ar JĀ vai NĒ.*

1. Can children aged 7 to 10 ride the bike?
2. Can you ride a bike on grass?
3. Can the scooter be yellow?
4. Do skates have four wheels?
5. Can five children play together on the swings?
6. Are the swing seats yellow and blue?

\_\_\_\_\_

\_\_\_\_\_

\_\_\_\_\_

\_\_\_\_\_

\_\_\_\_\_

\_\_\_\_\_







**EXERCISE 4** – Finish the sentences with ONE WORD. *Pabeidz teikumus ar vienu vārdu.*

1. You can ride it on grass or \_\_\_\_\_.
2. This scooter is easy to \_\_\_\_\_.
3. The scooter has two small \_\_\_\_\_.
4. Skates are easy and safe for new \_\_\_\_\_.




5. There are two \_\_\_\_\_.

**EXERCISE 5 – Read the text again. Tick the correct answer. *Izlasī tekstu vēlreiz. Atzīmē pie kura attēla pieder teikumi.***

					
1	It's got four wheels.			<input checked="" type="checkbox"/>	
2	It's got small wheels.				
3	There are two seats.				
4	It's got big wheels.				
5	It's for two children.				
6	You can ride it on the beach.				

**EXERCISE 6 – Listen and number. *Klausies un sanumurē pareizā secībā.***


 

 1 

**How did you do? *Kā tev gāja?***

